

## Anti-UNKL antibody

<b>Cat. No.</b>	ml225702
<b>Package</b>	25 µl/100 µl/200 µl
<b>Storage</b>	-20°C, pH7.4 PBS, 0.05% NaN <sub>3</sub> , 40% Glycerol

### Product overview

<b>Description</b>	Anti-UNKL rabbit polyclonal antibody
<b>Applications</b>	ELISA, IHC
<b>Immunogen</b>	Fusion protein of human UNKL
<b>Reactivity</b>	Human, Mouse
<b>Content</b>	0.84 mg/ml
<b>Host species</b>	Rabbit
<b>Ig class</b>	Immunogen-specific rabbit IgG
<b>Purification</b>	Antigen affinity purification

### Target information

<b>Symbol</b>	UNKL
<b>Full name</b>	unkempt family like zinc finger
<b>Synonyms</b>	ZC3H5L; C16orf28; ZC3HDC5L
<b>Swissprot</b>	Q9H9P5

### Target Background

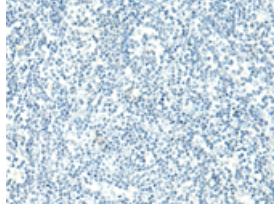
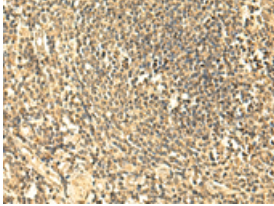
This gene encodes a RING finger protein that may function in Rac signaling. It can bind to Brg/Brm-associated factor 60b and can promote its ubiquitination. Alternative splicing of this gene results in multiple transcript variants.

订购热线: 4008-898-798

### Applications

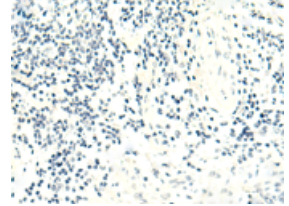
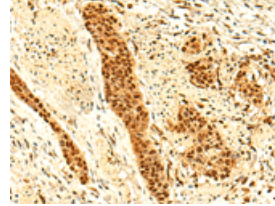
#### Immunohistochemistry

Predicted cell location: Cytoplasm or Nucleus  
Positive control: Human tonsil  
Recommended dilution: 50-300



The image on the left is immunohistochemistry of paraffin-embedded Human tonsil tissue using ml225702(UNKL Antibody) at dilution 1/50, on the right is treated with fusion protein. (Original magnification: ×200)

Predicted cell location: Cytoplasm or Nucleus  
Positive control: Human esophagus cancer  
Recommended dilution: 50-300



The image on the left is immunohistochemistry of paraffin-embedded Human esophagus cancer tissue using ml225702(UNKL Antibody) at dilution 1/50, on the right is treated with fusion protein. (Original magnification: ×200)

#### ELISA

Recommended dilution: 5000-10000

联系电话: 4008-898-798, 021-61725725

联系QQ: 2881505695, 2881505696

邮箱: [mlbio\\_cn@yeah.net](mailto:mlbio_cn@yeah.net)

网址: [www.mlbio.cn](http://www.mlbio.cn)