

Anti-PRPSAP1 antibody

Cat. No.	ml121798
Package	25 µl/100 µl/200 µl
Storage	-20°C, pH7.4 PBS, 0.05% NaN ₃ , 40% Glycerol

Product overview

Description	Anti-PRPSAP1 rabbit polyclonal antibody
Applications	ELISA, IHC
Immunogen	Fusion protein of human PRPSAP1
Reactivity	Human, Mouse, Rat
Content	0.4 mg/ml
Host species	Rabbit
Ig class	Immunogen-specific rabbit IgG
Purification	Antigen affinity purification

Target information

Symbol	PRPSAP1
Full name	phosphoribosyl pyrophosphate synthetase-associated protein 1
Synonyms	PAP39
Swissprot	Q14558

Target Background

PRPSAP1 (phosphoribosyl pyrophosphate synthetase-associated protein 1), also known as PAP39, is a 356 amino acid ubiquitous protein belonging to the ribose-phosphate pyrophosphokinase family. PRPSAP1 may play a negative regulatory role in 5-phosphoribose 1-diphosphate synthesis and is encoded by a gene mapping to human chromosome 17q25.1.

订购热线: 4008-898-798

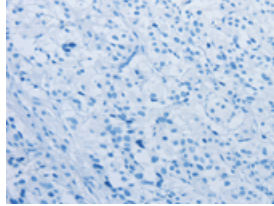
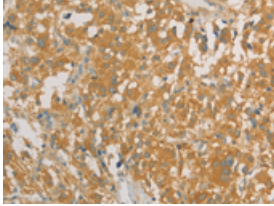
Applications

Immunohistochemistry

Predicted cell location: Cytoplasm

Positive control: Human thyroid cancer

Recommended dilution: 100-300

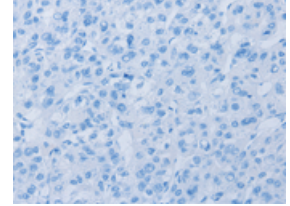
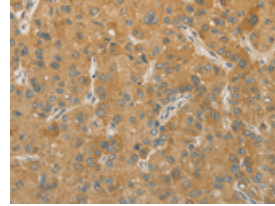


The image on the left is immunohistochemistry of paraffin-embedded Human thyroid cancer tissue using ml121798(PRPSAP1 Antibody) at dilution 1/80, on the right is treated with fusion protein. (Original magnification: ×200)

Predicted cell location: Cytoplasm

Positive control: Human liver cancer

Recommended dilution: 100-300



The image on the left is immunohistochemistry of paraffin-embedded Human liver cancer tissue using ml121798(PRPSAP1 Antibody) at dilution 1/80, on the right is treated with fusion protein. (Original magnification: ×200)

ELISA

Recommended dilution: 2000-10000

联系电话: 4008-898-798, 021-61725725

联系QQ: 2881505695, 2881505696

邮箱: mlbio_cn@yeah.net

网址: www.mlbio.cn