

Anti-AANAT antibody

Cat. No.	ml121925
Package	25 µl/100 µl/200 µl
Storage	-20°C, pH7.4 PBS, 0.05% NaN ₃ , 40% Glycerol

Product overview

Description	Anti-AANAT rabbit polyclonal antibody
Applications	ELISA, IHC
Immunogen	Fusion protein of human AANAT
Reactivity	Human, Mouse, Rat
Content	0.6 mg/ml
Host species	Rabbit
Ig class	Immunogen-specific rabbit IgG
Purification	Antigen affinity purification

Target information

Symbol	AANAT
Full name	aralkylamine N-acetyltransferase
Synonyms	DSPS; SNAT
Swissprot	Q16613

Target Background

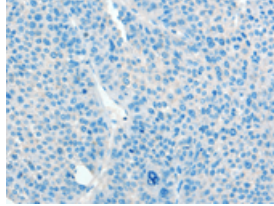
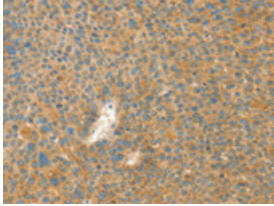
The protein encoded by this gene belongs to the acetyltransferase superfamily. It is the penultimate enzyme in melatonin synthesis and controls the night/day rhythm in melatonin production in the vertebrate pineal gland. Melatonin is essential for the function of the circadian clock that influences activity and sleep. This enzyme is regulated by cAMP-dependent phosphorylation that promotes its interaction with 14-3-3 proteins and thus protects the enzyme against proteasomal degradation. This gene may contribute to numerous genetic diseases such as delayed sleep phase syndrome. Alternatively spliced transcript variants encoding different isoforms have been found for this gene.

订购热线: 4008-898-798

Applications

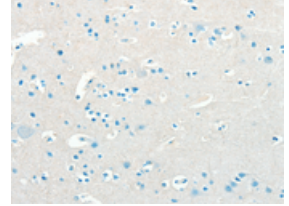
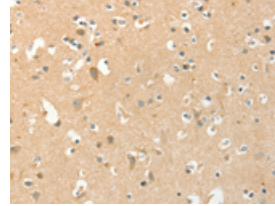
Immunohistochemistry

Predicted cell location: Cytoplasm
Positive control: Human liver cancer
Recommended dilution: 50-200



The image on the left is immunohistochemistry of paraffin-embedded Human liver cancer tissue using ml121925(AANAT Antibody) at dilution 1/40, on the right is treated with fusion protein. (Original magnification: ×200)

Predicted cell location: Cytoplasm
Positive control: Human brain
Recommended dilution: 50-200



The image on the left is immunohistochemistry of paraffin-embedded Human brain tissue using ml121925(AANAT Antibody) at dilution 1/40, on the right is treated with fusion protein. (Original magnification: ×200)

ELISA

Recommended dilution: 1000-5000

联系电话: 4008-898-798, 021-61725725

联系QQ: 2881505695, 2881505696

邮箱: mlbio_cn@yeah.net

网址: www.mlbio.cn