

Anti-ZNF24 antibody

Cat. No.	ml224009
Package	25 µl/100 µl/200 µl
Storage	-20°C, pH7.4 PBS, 0.05% NaN ₃ , 40% Glycerol

Product overview

Description	Anti-ZNF24 rabbit polyclonal antibody
Applications	ELISA, WB, IHC
Immunogen	Fusion protein of human ZNF24
Reactivity	Human, Mouse, Rat
Content	0.7 mg/ml
Host species	Rabbit
Ig class	Immunogen-specific rabbit IgG
Purification	Antigen affinity purification

Target information

Symbol	ZNF24
Full name	zinc finger protein 24

Synonyms KOX17; RSG-A; ZNF191; ZSCAN3; Zfp191

Swissprot P17028

Target Background

Transcription factor required for myelination of differentiated oligodendrocytes. Required for the conversion of oligodendrocytes from the premyelinating to the myelinating state. In the developing central nervous system (CNS), involved in the maintenance in the progenitor stage by promoting the cell cycle. Specifically binds to the 5'-TCAT-3' DNA sequence (By similarity). Has transcription repressor activity in vitro.

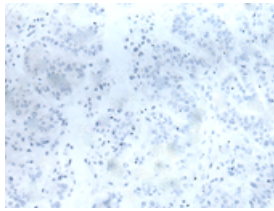
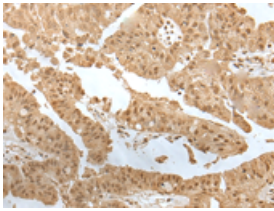
Applications

Immunohistochemistry

Predicted cell location: Nucleus

Positive control: Human liver cancer

Recommended dilution: 25-100

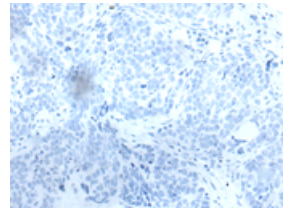
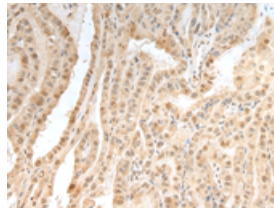


The image on the left is immunohistochemistry of paraffin-embedded Human liver cancer tissue using ml224009(ZNF24 Antibody) at dilution 1/35, on the right is treated with fusion protein. (Original magnification: ×200)

Predicted cell location: Nucleus

Positive control: Human thyroid cancer

Recommended dilution: 25-100



The image on the left is immunohistochemistry of paraffin-embedded Human thyroid cancer tissue using ml224009(ZNF24 Antibody) at dilution 1/35, on the right is treated with fusion protein. (Original magnification: ×200)

Western blotting

Predicted band size:42 kDa

Positive control:HUVEC and Hela cell lysates

Recommended dilution: 500-2000

订购热线: 4008-898-798

Gel: 8%SDS-PAGE

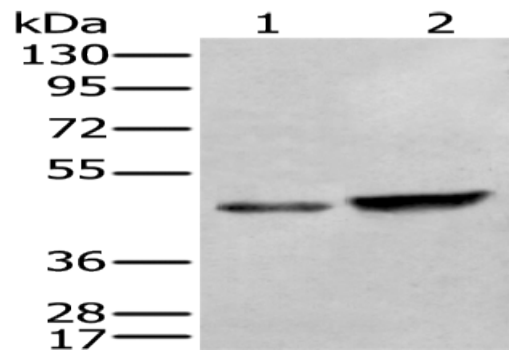
Lysate: 40 μ g

Lane 1-2: HUVEC and Hela cell lysates

Primary antibody: ml224009(ZNF24 Antibody) at dilution 1/350

Secondary antibody: Goat anti rabbit IgG at 1/8000 dilution

Exposure time: 10 seconds



ELISA

Recommended dilution: 5000-10000

联系电话: 4008-898-798, 021-61725725

联系QQ: 2881505695, 2881505696

邮箱: mlbio_cn@yeah.net

网址: www.mlbio.cn