

Anti-PPOX antibody

Cat. No.	ml125441
Package	25 µl/100 µl/200 µl
Storage	-20°C, pH7.4 PBS, 0.05% NaN ₃ , 40% Glycerol

Product overview

Description	Anti-PPOX rabbit polyclonal antibody
Applications	ELISA, IHC
Immunogen	Fusion protein of human PPOX
Reactivity	Human, Mouse, Rat
Content	0.78 mg/ml
Host species	Rabbit
Ig class	Immunogen-specific rabbit IgG
Purification	Antigen affinity purification

Target information

Symbol	PPOX
Full name	protoporphyrinogen oxidase
Synonyms	VP; PPO; V290M
Swissprot	P50336

Target Background

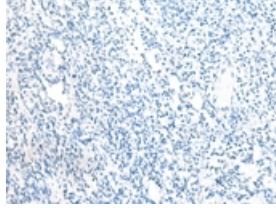
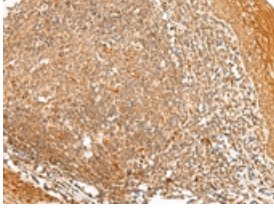
This gene encodes the penultimate enzyme of heme biosynthesis, which catalyzes the 6-electron oxidation of protoporphyrinogen IX to form protoporphyrin IX. Mutations in this gene cause variegate porphyria, an autosomal dominant disorder of heme metabolism resulting from a deficiency in protoporphyrinogen oxidase, an enzyme located on the inner mitochondrial membrane. Alternatively spliced transcript variants encoding the same protein have been identified.

订购热线: 4008-898-798

Applications

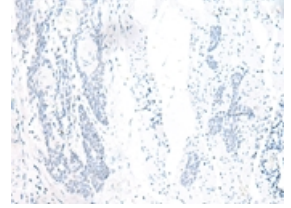
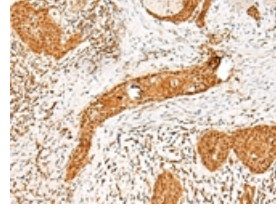
Immunohistochemistry

Predicted cell location: Cytoplasm and Nucleus
Positive control: Human tonsil
Recommended dilution: 50-300



The image on the left is immunohistochemistry of paraffin-embedded Human tonsil tissue using ml125441(PPOX Antibody) at dilution 1/45, on the right is treated with fusion protein. (Original magnification: $\times 200$)

Predicted cell location: Cytoplasm and Nucleus
Positive control: Human esophagus cancer
Recommended dilution: 50-300



The image on the left is immunohistochemistry of paraffin-embedded Human esophagus cancer tissue using ml125441(PPOX Antibody) at dilution 1/45, on the right is treated with fusion protein. (Original magnification: $\times 200$)

ELISA

Recommended dilution: 5000-10000

联系电话: 4008-898-798, 021-61725725

联系QQ: 2881505695, 2881505696

邮箱: mlbio_cn@yeah.net

网址: www.mlbio.cn