

Anti-THTPA antibody

Cat. No.	ml125677
Package	25 µl/100 µl/200 µl
Storage	-20°C, pH7.4 PBS, 0.05% NaN ₃ , 40% Glycerol

Product overview

Description	Anti-THTPA rabbit polyclonal antibody
Applications	ELISA, IHC
Immunogen	Fusion protein of human THTPA
Reactivity	Human
Content	1.56 mg/ml
Host species	Rabbit
Ig class	Immunogen-specific rabbit IgG
Purification	Antigen affinity purification

Target information

Symbol	THTPA
Full name	thiamine triphosphatase
Synonyms	THTP; THTPASE
Swissprot	Q9BU02

Target Background

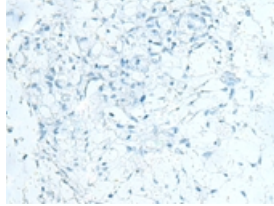
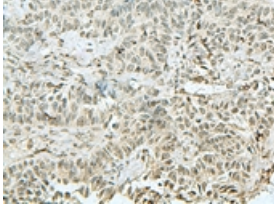
This gene encodes an enzyme which catalyzes the biosynthesis of thiamine diphosphate (vitamin B1) by hydrolysis of thiamine triphosphate. Alternative splicing results in multiple transcript variants.

订购热线: 4008-898-798

Applications

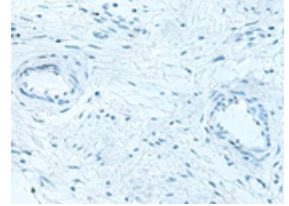
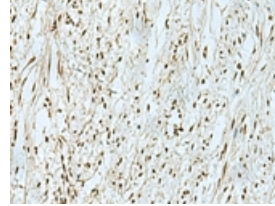
Immunohistochemistry

Predicted cell location: Cytoplasm and Nucleus
Positive control: Human ovarian cancer
Recommended dilution: 50-300



The image on the left is immunohistochemistry of paraffin-embedded Human ovarian cancer tissue using ml125677(THTPA Antibody) at dilution 1/90, on the right is treated with fusion protein. (Original magnification: $\times 200$)

Predicted cell location: Cytoplasm and Nucleus
Positive control: Human breast cancer
Recommended dilution: 50-300



The image on the left is immunohistochemistry of paraffin-embedded Human breast cancer tissue using ml125677(THTPA Antibody) at dilution 1/90, on the right is treated with fusion protein. (Original magnification: $\times 200$)

ELISA

Recommended dilution: 5000-10000

联系电话: 4008-898-798, 021-61725725

联系QQ: 2881505695, 2881505696

邮箱: mlbio_cn@yeah.net

网址: www.mlbio.cn