

Anti-UNKL antibody

Cat. No.	ml125702
Package	25 µl/100 µl/200 µl
Storage	-20°C, pH7.4 PBS, 0.05% NaN ₃ , 40% Glycerol

Product overview

Description	Anti-UNKL rabbit polyclonal antibody
Applications	ELISA, IHC
Immunogen	Fusion protein of human UNKL
Reactivity	Human, Mouse
Content	0.6 mg/ml
Host species	Rabbit
Ig class	Immunogen-specific rabbit IgG
Purification	Antigen affinity purification

Target information

Symbol	UNKL
Full name	unkempt family like zinc finger
Synonyms	ZC3H5L; C16orf28; ZC3HDC5L
Swissprot	Q9H9P5

Target Background

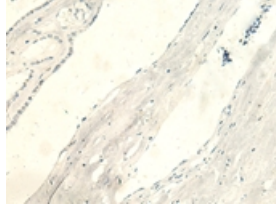
This gene encodes a RING finger protein that may function in Rac signaling. It can bind to Brg/Brm-associated factor 60b and can promote its ubiquitination. Alternative splicing of this gene results in multiple transcript variants.

订购热线: 4008-898-798

Applications

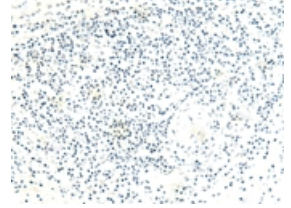
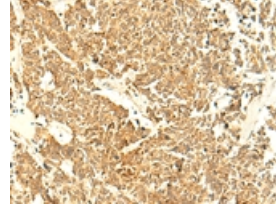
Immunohistochemistry

Predicted cell location: Cytoplasm or Nucleus
Positive control: Human thyroid cancer
Recommended dilution: 50-300



The image on the left is immunohistochemistry of paraffin-embedded Human thyroid cancer tissue using ml125702(UNKL Antibody) at dilution 1/50, on the right is treated with fusion protein. (Original magnification: ×200)

Predicted cell location: Cytoplasm or Nucleus
Positive control: Human lung cancer
Recommended dilution: 50-300



The image on the left is immunohistochemistry of paraffin-embedded Human lung cancer tissue using ml125702(UNKL Antibody) at dilution 1/50, on the right is treated with fusion protein. (Original magnification: ×200)

ELISA

Recommended dilution: 5000-10000

联系电话: 4008-898-798, 021-61725725

联系QQ: 2881505695, 2881505696

邮箱: mlbio_cn@yeah.net

网址: www.mlbio.cn