

Anti-KIAA0513 antibody

Cat. No. ml125712
Package 25 µl/100 µl/200 µl
Storage -20°C, pH7.4 PBS, 0.05% NaN₃, 40% Glycerol

Product overview

Description Anti-KIAA0513 rabbit polyclonal antibody
Applications ELISA, IHC
Immunogen Fusion protein of human KIAA0513
Reactivity Human, Mouse
Content 1.86 mg/ml
Host species Rabbit
Ig class Immunogen-specific rabbit IgG
Purification Antigen affinity purification

Target information

Symbol KIAA0513
Full name KIAA0513
Synonyms
Swissprot O60268

Target Background

The function of this protein remains unknown.

订购热线: 4008-898-798

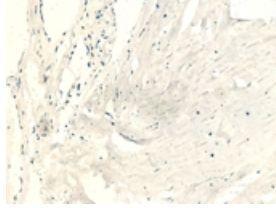
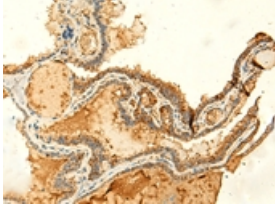
Applications

Immunohistochemistry

Predicted cell location: Cytoplasm

Positive control: Human thyroid cancer

Recommended dilution: 50-300





The image on the left is immunohistochemistry of paraffin-embedded Human thyroid cancer tissue using ml125712(KIAA0513 Antibody) at dilution 1/50, on the right is treated with fusion protein. (Original magnification: $\times 200$)

Predicted cell location: Cytoplasm

Positive control: Human tonsil

Recommended dilution: 50-300



The image on the left is immunohistochemistry of paraffin-embedded Human tonsil tissue using ml125712(KIAA0513 Antibody) at dilution 1/50, on the right is treated with fusion protein. (Original magnification: $\times 200$)

ELISA

Recommended dilution: 5000-10000

联系电话: 4008-898-798, 021-61725725

联系QQ: 2881505695, 2881505696

邮箱: mlbio_cn@yeah.net

网址: www.mlbio.cn