

Anti-INPP5K antibody

Cat. No.	ml125888
Package	25 µl/100 µl/200 µl
Storage	-20°C, pH7.4 PBS, 0.05% NaN ₃ , 40% Glycerol

Product overview

Description	Anti-INPP5K rabbit polyclonal antibody
Applications	ELISA, IHC
Immunogen	Fusion protein of human INPP5K
Reactivity	Human
Content	1.5 mg/ml
Host species	Rabbit
Ig class	Immunogen-specific rabbit IgG
Purification	Antigen affinity purification

Target information

Symbol	INPP5K
Full name	inositol polyphosphate-5-phosphatase K
Synonyms	PPS; SKIP; MDCCAID
Swissprot	Q9BT40

Target Background

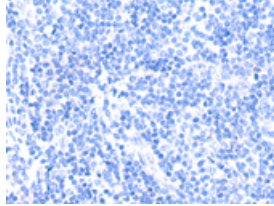
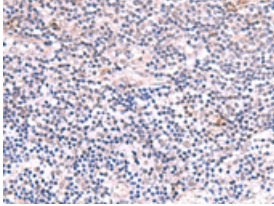
This gene encodes a protein with 5-phosphatase activity toward polyphosphate inositol. The protein localizes to the cytosol in regions lacking actin stress fibers. It is thought that this protein may negatively regulate the actin cytoskeleton. Alternatively spliced transcript variants encoding different isoforms have been identified.

订购热线: 4008-898-798

Applications

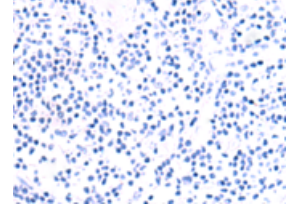
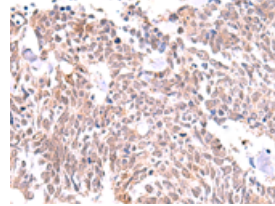
Immunohistochemistry

Predicted cell location: Cytoplasm or Nucleus
Positive control: Human tonsil
Recommended dilution: 50-300



The image on the left is immunohistochemistry of paraffin-embedded Human tonsil tissue using ml125888(INPP5K Antibody) at dilution 1/85, on the right is treated with fusion protein. (Original magnification: ×200)

Predicted cell location: Cytoplasm or Nucleus
Positive control: Human lung cancer
Recommended dilution: 50-300



The image on the left is immunohistochemistry of paraffin-embedded Human lung cancer tissue using ml125888(INPP5K Antibody) at dilution 1/85, on the right is treated with fusion protein. (Original magnification: ×200)

ELISA

Recommended dilution: 5000-10000

联系电话: 4008-898-798, 021-61725725

联系QQ: 2881505695, 2881505696

邮箱: mlbio_cn@yeah.net

网址: www.mlbio.cn