

Anti-AGRP antibody

Cat. No.	ml160843
Package	25 µl/100 µl/200 µl
Storage	-20°C, pH7.4 PBS, 0.05% NaN ₃ , 40% Glycerol

Product overview

Description	Anti-AGRP rabbit polyclonal antibody
Applications	ELISA, IHC
Immunogen	Synthetic peptide of human AGRP
Reactivity	Human
Content	0.2 mg/ml
Host species	Rabbit
Ig class	Immunogen-specific rabbit IgG
Purification	Antigen affinity purification

Target information

Symbol	AGRP
Full name	agouti related protein homolog (mouse)
Synonyms	ART; AGRT; ASIP2
Swissprot	O00253

Target Background

This gene encodes an antagonist of the melanocortin-3 and melanocortin-4 receptor. It appears to regulate hypothalamic control of feeding behavior via melanocortin receptor and/or intracellular calcium regulation, and thus plays a role in weight homeostasis. Mutations in this gene have been associated with late on-set obesity.

订购热线: 4008-898-798

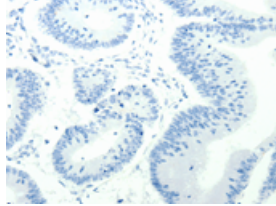
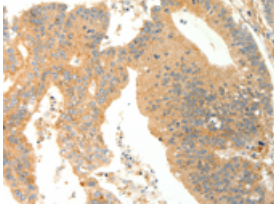
Applications

Immunohistochemistry

Predicted cell location: Cytoplasm

Positive control: Human colon cancer

Recommended dilution: 25-100

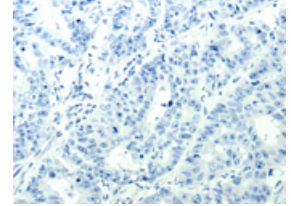
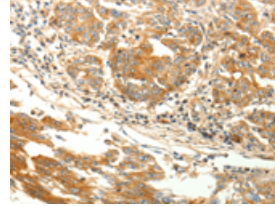


The image on the left is immunohistochemistry of paraffin-embedded Human colon cancer tissue using ml160843(AGRP Antibody) at dilution 1/20, on the right is treated with synthetic peptide. (Original magnification: $\times 200$)

Predicted cell location: Cytoplasm

Positive control: Human gastric cancer

Recommended dilution: 25-100



The image on the left is immunohistochemistry of paraffin-embedded Human gastric cancer tissue using ml160843(AGRP Antibody) at dilution 1/20, on the right is treated with synthetic peptide. (Original magnification: $\times 200$)

ELISA

Recommended dilution: 2000-5000

联系电话: 4008-898-798, 021-61725725

联系QQ: 2881505695, 2881505696

邮箱: mlbio_cn@yeah.net

网址: www.mlbio.cn