

## Anti-APOC4 antibody

<b>Cat. No.</b>	ml160889
<b>Package</b>	25 µl/100 µl/200 µl
<b>Storage</b>	-20°C, pH7.4 PBS, 0.05% NaN <sub>3</sub> , 40% Glycerol

### Product overview

<b>Description</b>	Anti-APOC4 rabbit polyclonal antibody
<b>Applications</b>	ELISA, IHC
<b>Immunogen</b>	Synthetic peptide of human APOC4
<b>Reactivity</b>	Human
<b>Content</b>	0.2 mg/ml
<b>Host species</b>	Rabbit
<b>Ig class</b>	Immunogen-specific rabbit IgG
<b>Purification</b>	Antigen affinity purification

### Target information

<b>Symbol</b>	APOC4
<b>Full name</b>	apolipoprotein C-IV
<b>Synonyms</b>	APO-CIV; APOC-IV
<b>Swissprot</b>	P55056

### Target Background

This gene encodes a lipid-binding protein belonging to the apolipoprotein gene family. The protein is thought to play a role in lipid metabolism. Polymorphisms in this gene may influence circulating lipid levels and may be associated with coronary artery disease risk. This gene is present in a cluster with other related apolipoprotein genes on chromosome 19. Naturally occurring read-through transcription exists between this gene and the neighboring downstream apolipoprotein C-II (APOC2) gene.

订购热线: 4008-898-798

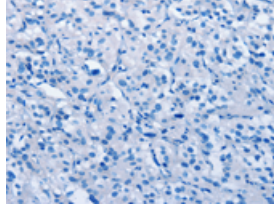

### Applications

#### Immunohistochemistry

Predicted cell location: Cytoplasm

Positive control: Human thyroid cancer

Recommended dilution: 25-100

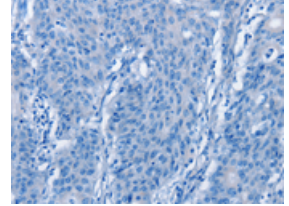



The image on the left is immunohistochemistry of paraffin-embedded Human thyroid cancer tissue using ml160889(APOC4 Antibody) at dilution 1/20, on the right is treated with synthetic peptide. (Original magnification: ×200)

Predicted cell location: Cytoplasm

Positive control: Human gastric cancer

Recommended dilution: 25-100



The image on the left is immunohistochemistry of paraffin-embedded Human gastric cancer tissue using ml160889(APOC4 Antibody) at dilution 1/20, on the right is treated with synthetic peptide. (Original magnification: ×200)

#### ELISA

Recommended dilution: 1000-2000

联系电话: 4008-898-798, 021-61725725

联系QQ: 2881505695, 2881505696

邮箱: [mlbio\\_cn@yeah.net](mailto:mlbio_cn@yeah.net)

网址: [www.mlbio.cn](http://www.mlbio.cn)