

Anti-DGKI antibody

Cat. No.	ml161385
Package	25 µl/100 µl/200 µl
Storage	-20°C, pH7.4 PBS, 0.05% NaN ₃ , 40% Glycerol

Product overview

Description	Anti-DGKI rabbit polyclonal antibody
Applications	ELISA, IHC
Immunogen	Synthetic peptide of human DGKI
Reactivity	Human
Content	0.3 mg/ml
Host species	Rabbit
Ig class	Immunogen-specific rabbit IgG
Purification	Antigen affinity purification

Target information

Symbol	DGKI
Full name	diacylglycerol kinase iota
Synonyms	DGK-IOTA
Swissprot	O75912

Target Background

This gene is a member of the type IV diacylglycerol kinase subfamily. Diacylglycerol kinases regulate the intracellular concentration of diacylglycerol through its phosphorylation, producing phosphatidic acid. The specific role of the enzyme encoded by this gene is undetermined, however, it may play a crucial role in the production of phosphatidic acid in the retina or in recessive forms of retinal degeneration.

订购热线: 4008-898-798

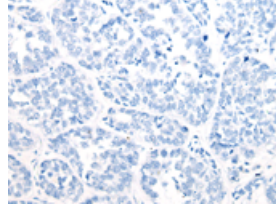
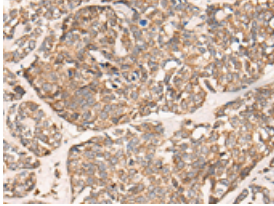
Applications

Immunohistochemistry

Predicted cell location: Cytoplasm

Positive control: Human esophagus cancer

Recommended dilution: 25-100

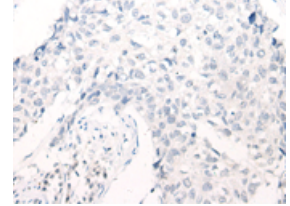
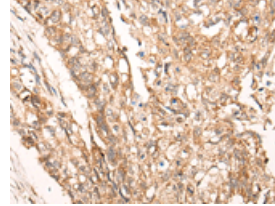


The image on the left is immunohistochemistry of paraffin-embedded Human esophagus cancer tissue using ml161385(DGKI Antibody) at dilution 1/25, on the right is treated with synthetic peptide. (Original magnification: $\times 200$)

Predicted cell location: Cytoplasm

Positive control: Human lung cancer

Recommended dilution: 25-100



The image on the left is immunohistochemistry of paraffin-embedded Human lung cancer tissue using ml161385(DGKI Antibody) at dilution 1/25, on the right is treated with synthetic peptide. (Original magnification: $\times 200$)

ELISA

Recommended dilution: 5000-10000

联系电话: 4008-898-798, 021-61725725

联系QQ: 2881505695, 2881505696

邮箱: mlbio_cn@yeah.net

网址: www.mlbio.cn