

Anti-AK5 antibody

Cat. No.	ml161402
Package	25 µl/100 µl/200 µl
Storage	-20°C, pH7.4 PBS, 0.05% NaN ₃ , 40% Glycerol

Product overview

Description	Anti-AK5 rabbit polyclonal antibody
Applications	ELISA, IHC
Immunogen	Synthetic peptide of human AK5
Reactivity	Human, Mouse
Content	0.6 mg/ml
Host species	Rabbit
Ig class	Immunogen-specific rabbit IgG
Purification	Antigen affinity purification

Target information

Symbol	AK5
Full name	adenylate kinase 5
Synonyms	AK6
Swissprot	Q9Y6K8

Target Background

This gene encodes a member of the adenylate kinase family, which is involved in regulating the adenine nucleotide composition within a cell by catalyzing the reversible transfer of phosphate groups among adenine nucleotides. This member is related to the UMP/CMP kinase of several species. It is located in the cytosol and expressed exclusively in brain. Alternatively spliced transcript variants encoding distinct isoforms have been identified for this gene.

订购热线: 4008-898-798

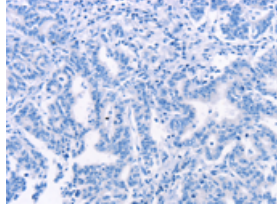
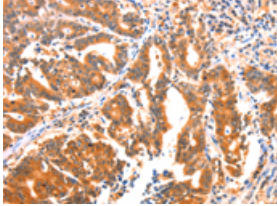
Applications

Immunohistochemistry

Predicted cell location: Cytoplasm

Positive control: Human gasrtic cancer

Recommended dilution: 50-200

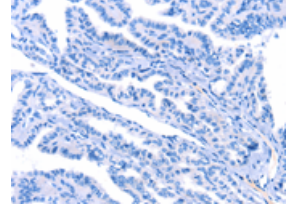
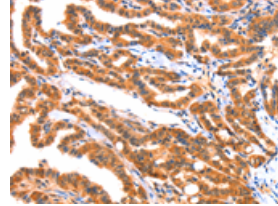


The image on the left is immunohistochemistry of paraffin-embedded Human gasrtic cancer tissue using ml161402(AK5 Antibody) at dilution 1/60, on the right is treated with synthetic peptide. (Original magnification: ×200)

Predicted cell location: Cytoplasm

Positive control: Human thyroid cancer

Recommended dilution: 50-200



The image on the left is immunohistochemistry of paraffin-embedded Human thyroid cancer tissue using ml161402(AK5 Antibody) at dilution 1/60, on the right is treated with synthetic peptide. (Original magnification: ×200)

ELISA

Recommended dilution: 1000-5000

联系电话: 4008-898-798, 021-61725725

联系QQ: 2881505695, 2881505696

邮箱: mlbio_cn@yeah.net

网址: www.mlbio.cn