

Anti-DAB2IP antibody

Cat. No.	ml161606
Package	25 µl/100 µl/200 µl
Storage	-20°C, pH7.4 PBS, 0.05% NaN ₃ , 40% Glycerol

Product overview

Description	Anti-DAB2IP rabbit polyclonal antibody
Applications	ELISA, IHC
Immunogen	Synthetic peptide of human DAB2IP
Reactivity	Human, Mouse, Rat
Content	1 mg/ml
Host species	Rabbit
Ig class	Immunogen-specific rabbit IgG
Purification	Antigen affinity purification

Target information

Symbol	DAB2IP
Full name	DAB2 interacting protein
Synonyms	AIP1; AIP-1; AF9Q34; DIP1/2
Swissprot	Q5VWQ8

Target Background

DAB2IP is a Ras (MIM 190020) GTPase-activating protein (GAP) that acts as a tumor suppressor. The DAB2IP gene is inactivated by methylation in prostate and breast cancers

订购热线: 4008-898-798

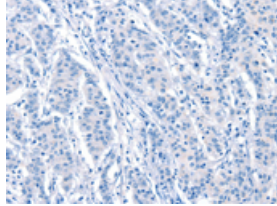
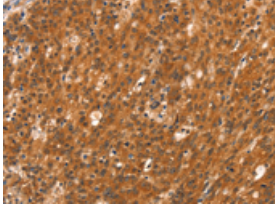
Applications

Immunohistochemistry

Predicted cell location: Cytoplasm

Positive control: Human gasrtic cancer

Recommended dilution: 50-200

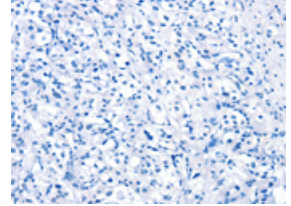
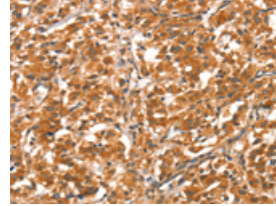


The image on the left is immunohistochemistry of paraffin-embedded Human gasrtic cancer tissue using ml161606(DAB2IP Antibody) at dilution 1/40, on the right is treated with synthetic peptide. (Original magnification: ×200)

Predicted cell location: Cytoplasm

Positive control: Human thyroid cancer

Recommended dilution: 50-200



The image on the left is immunohistochemistry of paraffin-embedded Human thyroid cancer tissue using ml161606(DAB2IP Antibody) at dilution 1/40, on the right is treated with synthetic peptide. (Original magnification: ×200)

ELISA

Recommended dilution: 2000-5000

联系电话: 4008-898-798, 021-61725725

联系QQ: 2881505695, 2881505696

邮箱: mlbio_cn@yeah.net

网址: www.mlbio.cn