

Anti-GNAT3 antibody

Cat. No.	ml161719
Package	25 µl/100 µl/200 µl
Storage	-20°C, pH7.4 PBS, 0.05% NaN ₃ , 40% Glycerol

Product overview

Description	Anti-GNAT3 rabbit polyclonal antibody
Applications	ELISA, IHC
Immunogen	Synthetic peptide of human GNAT3
Reactivity	Human, Mouse, Rat
Content	0.4 mg/ml
Host species	Rabbit
Ig class	Immunogen-specific rabbit IgG
Purification	Antigen affinity purification

Target information

Symbol	GNAT3
Full name	guanine nucleotide binding protein, alpha transducing 3
Synonyms	GDCA
Swissprot	A8MTJ3

Target Background

Guanine nucleotide-binding protein G(t) subunit alpha-3, also known as gustducin alpha-3 chain, is a protein that in humans is encoded by the GNAT3 gene. GNAT3 can functionally couple to taste receptors to transmit intracellular signal: receptor heterodimer TAS1R2/TAS1R3 senses sweetness and TAS1R1/TAS1R3 transduces umami taste, whereas the T2R family GPCRs act as bitter sensors.

订购热线: 4008-898-798

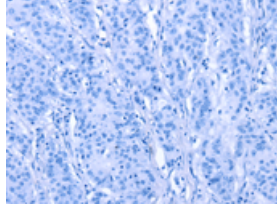
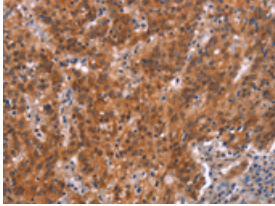
Applications

Immunohistochemistry

Predicted cell location: Cytoplasm

Positive control: Human gasrtic cancer

Recommended dilution: 25-100

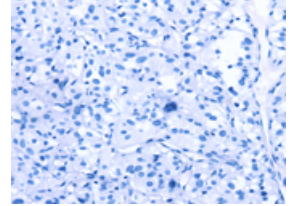
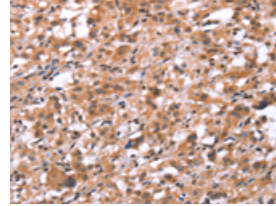


The image on the left is immunohistochemistry of paraffin-embedded Human gasrtic cancer tissue using ml161719(GNAT3 Antibody) at dilution 1/15, on the right is treated with synthetic peptide. (Original magnification: ×200)

Predicted cell location: Cytoplasm

Positive control: Human thyroid cancer

Recommended dilution: 25-100



The image on the left is immunohistochemistry of paraffin-embedded Human thyroid cancer tissue using ml161719(GNAT3 Antibody) at dilution 1/15, on the right is treated with synthetic peptide. (Original magnification: ×200)

ELISA

Recommended dilution: 1000-2000

联系电话: 4008-898-798, 021-61725725

联系QQ: 2881505695, 2881505696

邮箱: mlbio_cn@yeah.net

网址: www.mlbio.cn