

## Anti-PIK3CD antibody

<b>Cat. No.</b>	ml162049
<b>Package</b>	25 µl/100 µl/200 µl
<b>Storage</b>	-20°C, pH7.4 PBS, 0.05% NaN <sub>3</sub> , 40% Glycerol

### Product overview

<b>Description</b>	Anti-PIK3CD rabbit polyclonal antibody
<b>Applications</b>	ELISA, IHC
<b>Immunogen</b>	Synthetic peptide of human PIK3CD
<b>Reactivity</b>	Human, Mouse
<b>Content</b>	0.3 mg/ml
<b>Host species</b>	Rabbit
<b>Ig class</b>	Immunogen-specific rabbit IgG
<b>Purification</b>	Antigen affinity purification

### Target information

<b>Symbol</b>	PIK3CD
<b>Full name</b>	phosphatidylinositol-4,5-bisphosphate 3-kinase, catalytic subunit delta
<b>Synonyms</b>	APDS; PI3K; IMD14; p110D; P110DELTA
<b>Swissprot</b>	O00329

### Target Background

Phosphoinositide 3-kinases (PI3Ks) phosphorylate inositol lipids and are involved in the immune response. The protein encoded by this gene is a class I PI3K found primarily in leukocytes. Like other class I PI3Ks (p110-alpha p110-beta, and p110-gamma), the encoded protein binds p85 adapter proteins and GTP-bound RAS. However, unlike the other class I PI3Ks, this protein phosphorylates itself, not p85 protein.

订购热线: 4008-898-798

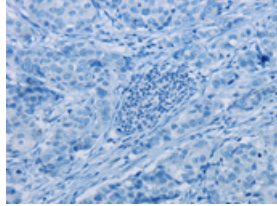
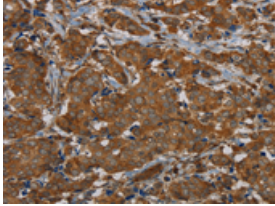
### Applications

#### Immunohistochemistry

Predicted cell location: Cytoplasm

Positive control: Human breast cancer

Recommended dilution: 50-200

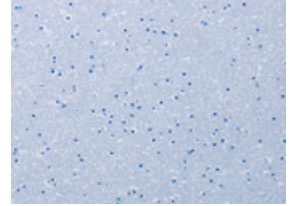
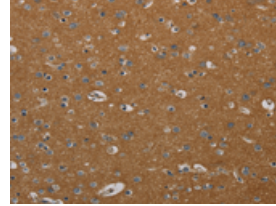


The image on the left is immunohistochemistry of paraffin-embedded Human breast cancer tissue using ml162049(PIK3CD Antibody) at dilution 1/20, on the right is treated with synthetic peptide. (Original magnification: ×200)

Predicted cell location: Cytoplasm

Positive control: Human brain

Recommended dilution: 50-200



The image on the left is immunohistochemistry of paraffin-embedded Human brain tissue using ml162049(PIK3CD Antibody) at dilution 1/20, on the right is treated with synthetic peptide. (Original magnification: ×200)

#### ELISA

Recommended dilution: 2000-5000

联系电话: 4008-898-798, 021-61725725

联系QQ: 2881505695, 2881505696

邮箱: [mlbio\\_cn@yeah.net](mailto:mlbio_cn@yeah.net)

网址: [www.mlbio.cn](http://www.mlbio.cn)