

Anti-TRPV5 antibody

Cat. No.	ml162420
Package	25 µl/100 µl/200 µl
Storage	-20°C, pH7.4 PBS, 0.05% NaN ₃ , 40% Glycerol

Product overview

Description	Anti-TRPV5 rabbit polyclonal antibody
Applications	ELISA, IHC
Immunogen	Synthetic peptide of human TRPV5
Reactivity	Human
Content	0.4 mg/ml
Host species	Rabbit
Ig class	Immunogen-specific rabbit IgG
Purification	Antigen affinity purification

Target information

Symbol	TRPV5
Full name	transient receptor potential cation channel, subfamily V, member 5
Synonyms	CAT2; ECAC1; OTRPC3
Swissprot	Q9NQA5

Target Background

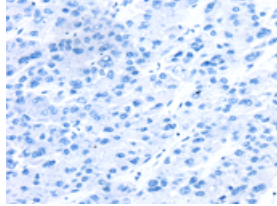
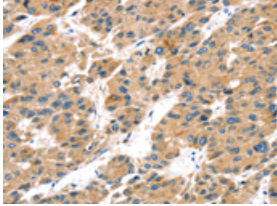
This gene is a member of the transient receptor family and the TrpV subfamily. The calcium-selective channel encoded by this gene has 6 transmembrane-spanning domains, multiple potential phosphorylation sites, an N-linked glycosylation site, and 5 ANK repeats. This protein forms homotetramers or heterotetramers and is activated by a low internal calcium level.

订购热线: 4008-898-798

Applications

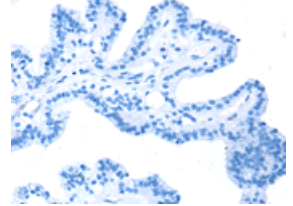
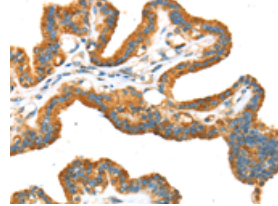
Immunohistochemistry

Predicted cell location: Cell membrane
Positive control: Human liver cancer
Recommended dilution: 25-100



The image on the left is immunohistochemistry of paraffin-embedded Human liver cancer tissue using ml162420(TRPV5 Antibody) at dilution 1/25, on the right is treated with synthetic peptide. (Original magnification: ×200)

Predicted cell location: Cell membrane
Positive control: Human thyroid cancer
Recommended dilution: 25-100



The image on the left is immunohistochemistry of paraffin-embedded Human thyroid cancer tissue using ml162420(TRPV5 Antibody) at dilution 1/25, on the right is treated with synthetic peptide. (Original magnification: ×200)

ELISA

Recommended dilution: 2000-5000

联系电话: 4008-898-798, 021-61725725

联系QQ: 2881505695, 2881505696

邮箱: mlbio_cn@yeah.net

网址: www.mlbio.cn