

Anti-XKR4 antibody

Cat. No.	ml162624
Package	25 µl/100 µl/200 µl
Storage	-20°C, pH7.4 PBS, 0.05% NaN ₃ , 40% Glycerol

Product overview

Description	Anti-XKR4 rabbit polyclonal antibody
Applications	ELISA, IHC
Immunogen	Synthetic peptide of human XKR4
Reactivity	Human, Mouse, Rat
Content	0.2 mg/ml
Host species	Rabbit
Ig class	Immunogen-specific rabbit IgG
Purification	Antigen affinity purification

Target information

Symbol	XKR4
Full name	XK, Kell blood group complex subunit-related family, member 4
Synonyms	XRG4
Swissprot	Q5GH76

Target Background

XKR4 (XK-related protein 4) is a 650 amino acid multi-pass membrane protein that likely is a component of the XK/Kell complex of the Kell blood group system. The gene encoding XKR4 maps to human chromosome 8, which is made up of nearly 146 million bases and encodes about 800 genes. Single nucleotide polymorphisms (SNPs) of the XKR4 gene are associated with iloperidone efficacy, a antipsychotic drug that is used to treat schizophrenic patients.

订购热线: 4008-898-798

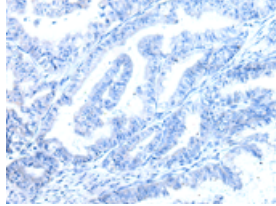
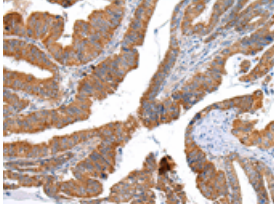
Applications

Immunohistochemistry

Predicted cell location: Cytoplasm

Positive control: Human esophagus cancer

Recommended dilution: 20-100

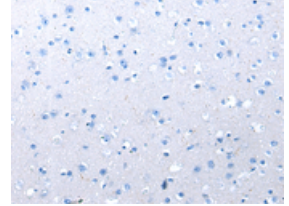
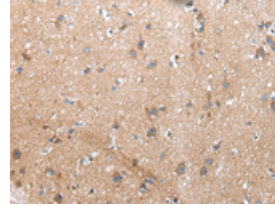


The image on the left is immunohistochemistry of paraffin-embedded Human esophagus cancer tissue using ml162624(XKR4 Antibody) at dilution 1/20, on the right is treated with synthetic peptide. (Original magnification: $\times 200$)

Predicted cell location: Cytoplasm

Positive control: Human brain

Recommended dilution: 20-100



The image on the left is immunohistochemistry of paraffin-embedded Human brain tissue using ml162624(XKR4 Antibody) at dilution 1/20, on the right is treated with synthetic peptide. (Original magnification: $\times 200$)

ELISA

Recommended dilution: 2000-5000

联系电话: 4008-898-798, 021-61725725

联系QQ: 2881505695, 2881505696

邮箱: mlbio_cn@yeah.net

网址: www.mlbio.cn