

Anti-DEFB4A antibody

Cat. No.	ml162727
Package	25 µl/100 µl/200 µl
Storage	-20°C, pH7.4 PBS, 0.05% NaN ₃ , 40% Glycerol

Product overview

Description	Anti-DEFB4A rabbit polyclonal antibody
Applications	ELISA, IHC
Immunogen	Synthetic peptide of human DEFB4A
Reactivity	Human
Content	0.8 mg/ml
Host species	Rabbit
Ig class	Immunogen-specific rabbit IgG
Purification	Antigen affinity purification

Target information

Symbol	DEFB4A
Full name	defensin, beta 4A
Synonyms	BD-2; SAP1; DEFB2; DEFB4; HBD-2; DEFB-2; DEFB102
Swissprot	O15263

Target Background

Defensins form a family of microbicidal and cytotoxic peptides made by neutrophils. Members of the defensin family are highly similar in protein sequence. This gene encodes defensin, beta 4, an antibiotic peptide which is locally regulated by inflammation.

订购热线: 4008-898-798

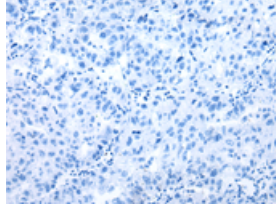
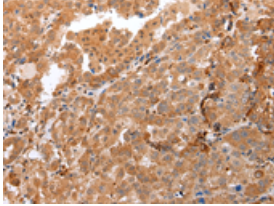
Applications

Immunohistochemistry

Predicted cell location: Secreted

Positive control: Human ovarian cancer

Recommended dilution: 25-100

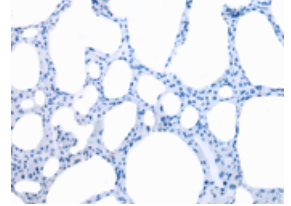
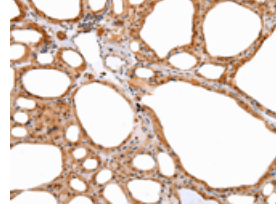


The image on the left is immunohistochemistry of paraffin-embedded Human ovarian cancer tissue using ml162727(DEFB4A Antibody) at dilution 1/25, on the right is treated with synthetic peptide. (Original magnification: ×200)

Predicted cell location: Secreted

Positive control: Human thyroid cancer

Recommended dilution: 25-100



The image on the left is immunohistochemistry of paraffin-embedded Human thyroid cancer tissue using ml162727(DEFB4A Antibody) at dilution 1/25, on the right is treated with synthetic peptide. (Original magnification: ×200)

ELISA

Recommended dilution: 2000-5000

联系电话: 4008-898-798, 021-61725725

联系QQ: 2881505695, 2881505696

邮箱: mlbio_cn@yeah.net

网址: www.mlbio.cn