

Anti-TNFSF18 antibody

Cat. No.	ml162898
Package	25 µl/100 µl/200 µl
Storage	-20°C, pH7.4 PBS, 0.05% NaN ₃ , 40% Glycerol

Product overview

Description	Anti-TNFSF18 rabbit polyclonal antibody
Applications	ELISA, IHC
Immunogen	Synthetic peptide of human TNFSF18
Reactivity	Human
Content	0.9 mg/ml
Host species	Rabbit
Ig class	Immunogen-specific rabbit IgG
Purification	Antigen affinity purification

Target information

Symbol	TNFSF18
Full name	TNF superfamily member 18
Synonyms	TL6; AITRL; GITRL; TNLG2A; hGITRL
Swissprot	Q9UNG2

Target Background

The protein encoded by this gene is a cytokine that belongs to the tumor necrosis factor (TNF) ligand family. This cytokine is a ligand for receptor TNFRSF18/AITR/GITR. It has been shown to modulate T lymphocyte survival in peripheral tissues. This cytokine is also found to be expressed in endothelial cells, and is thought to be important for interaction between T lymphocytes and endothelial cells.

订购热线: 4008-898-798

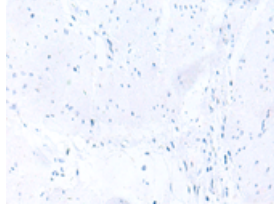
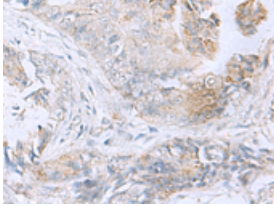
Applications

Immunohistochemistry

Predicted cell location: Cytoplasm

Positive control: Human colorectal cancer

Recommended dilution: 20-100

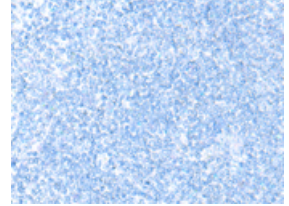
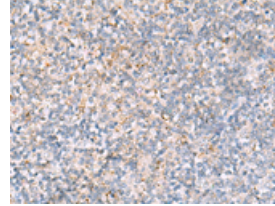


The image on the left is immunohistochemistry of paraffin-embedded Human colorectal cancer tissue using ml162898(TNFSF18 Antibody) at dilution 1/30, on the right is treated with synthetic peptide. (Original magnification: ×200)

Predicted cell location: Cytoplasm

Positive control: Human tonsil

Recommended dilution: 20-100



The image on the left is immunohistochemistry of paraffin-embedded Human tonsil tissue using ml162898(TNFSF18 Antibody) at dilution 1/30, on the right is treated with synthetic peptide. (Original magnification: ×200)

ELISA

Recommended dilution: 5000-10000

联系电话: 4008-898-798, 021-61725725

联系QQ: 2881505695, 2881505696

邮箱: mlbio_cn@yeah.net

网址: www.mlbio.cn