

Anti-ZNHIT3 antibody

Cat. No.	ml163150
Package	25 µl/100 µl/200 µl
Storage	-20°C, pH7.4 PBS, 0.05% NaN ₃ , 40% Glycerol

Product overview

Description	Anti-ZNHIT3 rabbit polyclonal antibody
Applications	ELISA, IHC
Immunogen	Synthetic peptide of human ZNHIT3
Reactivity	Human
Content	2.4 mg/ml
Host species	Rabbit
Ig class	Immunogen-specific rabbit IgG
Purification	Antigen affinity purification

Target information

Symbol	ZNHIT3
Full name	zinc finger, HIT-type containing 3
Synonyms	TRIP3
Swissprot	Q15649

Target Background

ZNHIT3 (zinc finger, HIT-type containing 3), also known as TRIP3 (thyroid receptor-interacting protein 3) or HNF-4a coactivator, is a 155 amino acid protein that contains one HIT-type zinc finger and regulates PPAR α -mediated adipocyte differentiation. ZNHIT3 also coactivates HNF-4 α , and as a thyroid receptor interacting protein, ZNHIT3 interacts with the ligand binding domain of the thyroid receptor. The gene encoding ZNHIT3 maps to human chromosome 17, which comprises over 2.5% of the human genome and encodes over 1,200 genes. Two key tumor suppressor genes are associated with chromosome 17, namely, p53 and BRCA1. Malfunction or loss of p53 expression is associated with malignant cell growth and Li-Fraumeni syndrome. Like p53, BRCA1 is directly involved in DNA repair, though specifically it is recognized as a genetic determinant of early onset breast cancer and predisposition to cancers of the ovary, colon, prostate gland and fallopian tubes.

订购热线: 4008-898-798

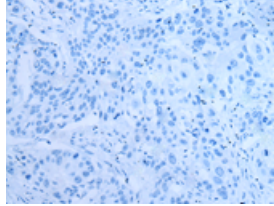
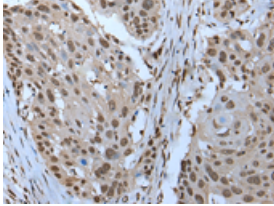
Applications

Immunohistochemistry

Predicted cell location: Nucleus

Positive control: Human esophagus cancer

Recommended dilution: 45-300

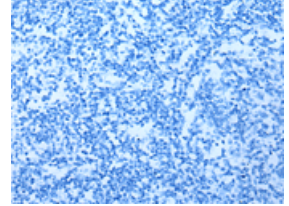
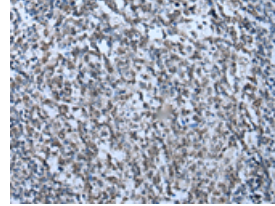


The image on the left is immunohistochemistry of paraffin-embedded Human esophagus cancer tissue using ml163150(ZNHIT3 Antibody) at dilution 1/95, on the right is treated with synthetic peptide. (Original magnification: $\times 200$)

Predicted cell location: Nucleus

Positive control: Human tonsil

Recommended dilution: 45-300



The image on the left is immunohistochemistry of paraffin-embedded Human tonsil tissue using ml163150(ZNHIT3 Antibody) at dilution 1/95, on the right is treated with synthetic peptide. (Original magnification: $\times 200$)

ELISA

Recommended dilution: 5000-10000

联系电话: 4008-898-798, 021-61725725

联系QQ: 2881505695, 2881505696

邮箱: mlbio_cn@yeah.net

网址: www.mlbio.cn