

Anti-HABP4 antibody

Cat. No.	ml164145
Package	25 µl/100 µl/200 µl
Storage	-20°C, pH7.4 PBS, 0.05% NaN ₃ , 40% Glycerol

Product overview

Description	Anti-HABP4 rabbit polyclonal antibody
Applications	ELISA, IHC
Immunogen	Synthetic peptide of human HABP4
Reactivity	Human, Mouse, Rat
Content	1.8 mg/ml
Host species	Rabbit
Ig class	Immunogen-specific rabbit IgG
Purification	Antigen affinity purification

Target information

Symbol	HABP4
Full name	hyaluronan binding protein 4
Synonyms	IHABP4; IHABP-4; Ki-1/57; SERBP1L
Swissprot	Q5JVS0

Target Background

May be involved in nuclear functions such as the remodeling of chromatin and the regulation of transcription.

订购热线: 4008-898-798

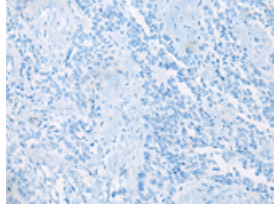
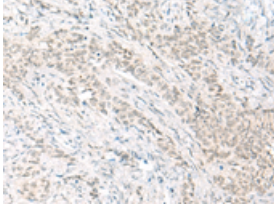
Applications

Immunohistochemistry

Predicted cell location: Nucleus

Positive control: Human ovarian cancer

Recommended dilution: 40-200

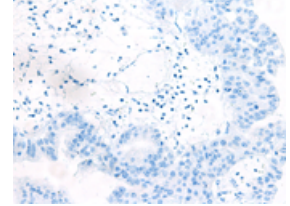
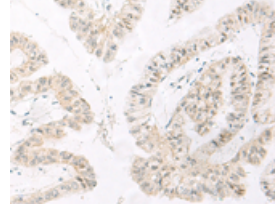


The image on the left is immunohistochemistry of paraffin-embedded Human ovarian cancer tissue using ml164145(HABP4 Antibody) at dilution 1/60, on the right is treated with synthetic peptide. (Original magnification: ×200)

Predicted cell location: Nucleus

Positive control: Human liver cancer

Recommended dilution: 40-200



The image on the left is immunohistochemistry of paraffin-embedded Human liver cancer tissue using ml164145(HABP4 Antibody) at dilution 1/60, on the right is treated with synthetic peptide. (Original magnification: ×200)

ELISA

Recommended dilution: 5000-10000

联系电话: 4008-898-798, 021-61725725

联系QQ: 2881505695, 2881505696

邮箱: mlbio_cn@yeah.net

网址: www.mlbio.cn