

Anti-HNRNPA3 antibody

Cat. No.	ml164201
Package	25 µl/100 µl/200 µl
Storage	-20°C, pH7.4 PBS, 0.05% NaN ₃ , 40% Glycerol

Product overview

Description	Anti-HNRNPA3 rabbit polyclonal antibody
Applications	ELISA, IHC
Immunogen	Synthetic peptide of human HNRNPA3
Reactivity	Human, Mouse, Rat
Content	0.84 mg/ml
Host species	Rabbit
Ig class	Immunogen-specific rabbit IgG
Purification	Antigen affinity purification

Target information

Symbol	HNRNPA3
Full name	heterogeneous nuclear ribonucleoprotein A3
Synonyms	FBRNP; HNRPA3; D10S102; 2610510D13Rik
Swissprot	P51991

Target Background

Plays a role in cytoplasmic trafficking of RNA. Binds to the cis-acting response element, A2RE. May be involved in pre-mRNA splicing.

订购热线: 4008-898-798

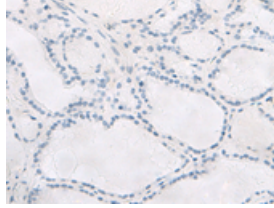
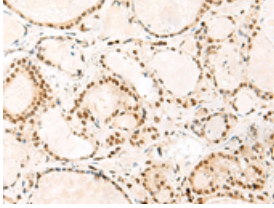
Applications

Immunohistochemistry

Predicted cell location: Nucleus

Positive control: Human thyroid cancer

Recommended dilution: 25-100

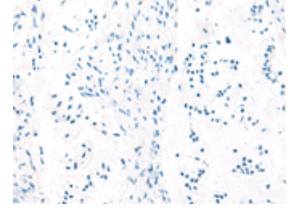
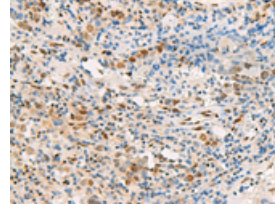


The image on the left is immunohistochemistry of paraffin-embedded Human thyroid cancer tissue using ml164201(HNRNPA3 Antibody) at dilution 1/30, on the right is treated with synthetic peptide. (Original magnification: $\times 200$)

Predicted cell location: Nucleus

Positive control: Human cervical cancer

Recommended dilution: 25-100



The image on the left is immunohistochemistry of paraffin-embedded Human cervical cancer tissue using ml164201(HNRNPA3 Antibody) at dilution 1/30, on the right is treated with synthetic peptide. (Original magnification: $\times 200$)

ELISA

Recommended dilution: 5000-10000

联系电话: 4008-898-798, 021-61725725

联系QQ: 2881505695, 2881505696

邮箱: mlbio_cn@yeah.net

网址: www.mlbio.cn