

## Anti-NR4A2 antibody

<b>Cat. No.</b>	ml221063
<b>Package</b>	25 µl/100 µl/200 µl
<b>Storage</b>	-20°C, pH7.4 PBS, 0.05% NaN <sub>3</sub> , 40% Glycerol

### Product overview

<b>Description</b>	Anti-NR4A2 rabbit polyclonal antibody
<b>Applications</b>	ELISA, IHC
<b>Immunogen</b>	Fusion protein of human NR4A2
<b>Reactivity</b>	Human, Mouse, Rat
<b>Content</b>	0.2 mg/ml
<b>Host species</b>	Rabbit
<b>Ig class</b>	Immunogen-specific rabbit IgG
<b>Purification</b>	Antigen affinity purification

### Target information

<b>Symbol</b>	NR4A2
<b>Full name</b>	nuclear receptor subfamily 4, group A, member 2
<b>Synonyms</b>	NOT; RNR1; HZF-3; NURR1; TINUR
<b>Swissprot</b>	P43354

### Target Background

This gene encodes a member of the steroid-thyroid hormone-retinoid receptor superfamily. The encoded protein may act as a transcription factor. Mutations in this gene have been associated with disorders related to dopaminergic dysfunction, including Parkinson disease, schizophrenia, and manic depression. Misregulation of this gene may be associated with rheumatoid arthritis. Alternatively spliced transcript variants have been described, but their biological validity has not been determined.

订购热线: 4008-898-798

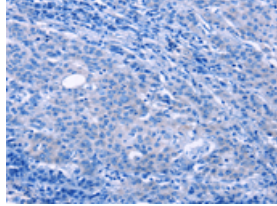
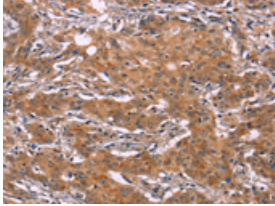
### Applications

#### Immunohistochemistry

Predicted cell location: Cytoplasm

Positive control: Human gasrtic cancer

Recommended dilution: 50-200

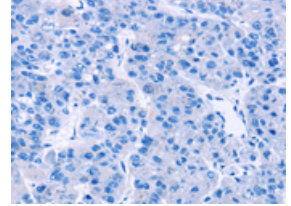
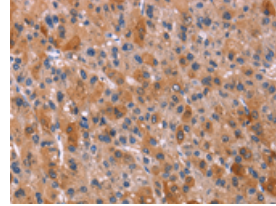


The image on the left is immunohistochemistry of paraffin-embedded Human gasrtic cancer tissue using ml221063(NR4A2 Antibody) at dilution 1/20, on the right is treated with fusion protein. (Original magnification: ×200)

Predicted cell location: Cytoplasm

Positive control: Human liver cancer

Recommended dilution: 50-200



The image on the left is immunohistochemistry of paraffin-embedded Human liver cancer tissue using ml221063(NR4A2 Antibody) at dilution 1/20, on the right is treated with fusion protein. (Original magnification: ×200)

#### ELISA

Recommended dilution: 2000-5000

联系电话: 4008-898-798, 021-61725725

联系QQ: 2881505695, 2881505696

邮箱: [mlbio\\_cn@yeah.net](mailto:mlbio_cn@yeah.net)

网址: [www.mlbio.cn](http://www.mlbio.cn)