

Anti-ACOX1 antibody

Cat. No.	ml221471
Package	25 µl/100 µl/200 µl
Storage	-20°C, pH7.4 PBS, 0.05% NaN ₃ , 40% Glycerol

Product overview

Description	Anti-ACOX1 rabbit polyclonal antibody
Applications	ELISA, IHC
Immunogen	Fusion protein of human ACOX1
Reactivity	Human, Mouse, Rat
Content	0.4 mg/ml
Host species	Rabbit
Ig class	Immunogen-specific rabbit IgG
Purification	Antigen affinity purification

Target information

Symbol	ACOX1
Full name	acyl-CoA oxidase 1, palmitoyl
Synonyms	ACOX; SCOX; PALMCOX
Swissprot	Q15067

Target Background

The protein encoded by this gene is the first enzyme of the fatty acid beta-oxidation pathway, which catalyzes the desaturation of acyl-CoAs to 2-trans-enoyl-CoAs. It donates electrons directly to molecular oxygen, thereby producing hydrogen peroxide. Defects in this gene result in pseudoneonatal adrenoleukodystrophy, a disease that is characterized by accumulation of very long chain fatty acids. Alternatively spliced transcript variants encoding different isoforms have been identified.

订购热线: 4008-898-798

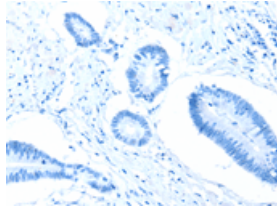
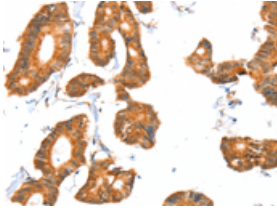
Applications

Immunohistochemistry

Predicted cell location: Cytoplasm

Positive control: Human colon cancer

Recommended dilution: 50-200

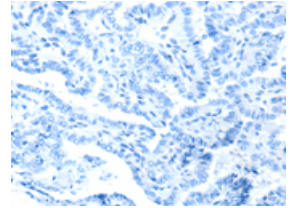
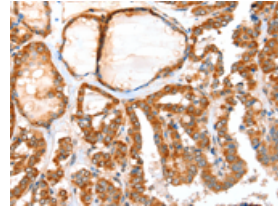


The image on the left is immunohistochemistry of paraffin-embedded Human colon cancer tissue using ml221471(ACOX1 Antibody) at dilution 1/40, on the right is treated with fusion protein. (Original magnification: ×200)

Predicted cell location: Cytoplasm

Positive control: Human thyroid cancer

Recommended dilution: 50-200



The image on the left is immunohistochemistry of paraffin-embedded Human thyroid cancer tissue using ml221471(ACOX1 Antibody) at dilution 1/40, on the right is treated with fusion protein. (Original magnification: ×200)

ELISA

Recommended dilution: 2000-5000

联系电话: 4008-898-798, 021-61725725

联系QQ: 2881505695, 2881505696

邮箱: mlbio_cn@yeah.net

网址: www.mlbio.cn