

Anti-ACOX3 antibody

Cat. No.	ml221472
Package	25 µl/100 µl/200 µl
Storage	-20°C, pH7.4 PBS, 0.05% NaN ₃ , 40% Glycerol

Product overview

Description	Anti-ACOX3 rabbit polyclonal antibody
Applications	ELISA, IHC
Immunogen	Fusion protein of human ACOX3
Reactivity	Human
Content	0.4 mg/ml
Host species	Rabbit
Ig class	Immunogen-specific rabbit IgG
Purification	Antigen affinity purification

Target information

Symbol	ACOX3
Full name	acyl-CoA oxidase 3, pristanoyl
Synonyms	
Swissprot	O15254

Target Background

Acyl-Coenzyme A oxidase 3 also known as pristanoyl -CoA oxidase (ACOX3) is involved in the desaturation of 2-methyl branched fatty acids in peroxisomes. Unlike the rat homolog, the human gene is expressed in very low amounts in liver such that its mRNA was undetectable by routine Northern-blot analysis or its product by immunoblotting or by enzyme activity measurements. However the human cDNA encoding a 700 amino acid protein with a peroxisomal targeting C-terminal tripeptide S-K-L was isolated and is thought to be expressed under special conditions such as specific developmental stages or in a tissue specific manner in tissues that have not yet been examined.

订购热线: 4008-898-798

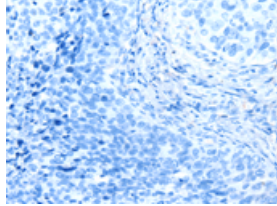
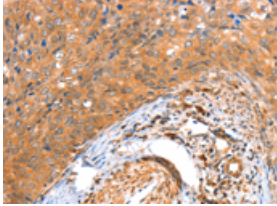
Applications

Immunohistochemistry

Predicted cell location: Cytoplasm

Positive control: Human cervical cancer

Recommended dilution: 50-200

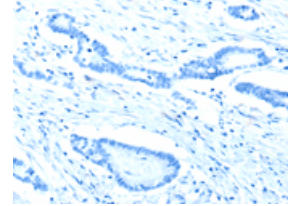
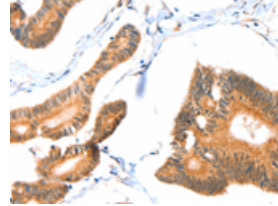


The image on the left is immunohistochemistry of paraffin-embedded Human cervical cancer tissue using ml221472(ACOX3 Antibody) at dilution 1/35, on the right is treated with fusion protein. (Original magnification: $\times 200$)

Predicted cell location: Cytoplasm

Positive control: Human colon cancer

Recommended dilution: 50-200



The image on the left is immunohistochemistry of paraffin-embedded Human colon cancer tissue using ml221472(ACOX3 Antibody) at dilution 1/35, on the right is treated with fusion protein. (Original magnification: $\times 200$)

ELISA

Recommended dilution: 2000-5000

联系电话: 4008-898-798, 021-61725725

联系QQ: 2881505695, 2881505696

邮箱: mlbio_cn@yeah.net

网址: www.mlbio.cn