

Anti-ACOX2 antibody

| | |
|-----------------|---|
| Cat. No. | ml221473 |
| Package | 25 µl/100 µl/200 µl |
| Storage | -20°C, pH7.4 PBS, 0.05% NaN ₃ , 40% Glycerol |

Product overview

| | |
|---------------------|---------------------------------------|
| Description | Anti-ACOX2 rabbit polyclonal antibody |
| Applications | ELISA, IHC |
| Immunogen | Fusion protein of human ACOX2 |
| Reactivity | Human |
| Content | 0.2 mg/ml |
| Host species | Rabbit |
| Ig class | Immunogen-specific rabbit IgG |
| Purification | Antigen affinity purification |

Target information

| | |
|------------------|------------------------------------|
| Symbol | ACOX2 |
| Full name | acyl-CoA oxidase 2, branched chain |
| Synonyms | BCOX; BRCOX; THCCox; BRCACOX |
| Swissprot | Q99424 |

Target Background

The product of this gene belongs to the acyl-CoA oxidase family. It encodes the branched-chain acyl-CoA oxidase which is involved in the degradation of long branched fatty acids and bile acid intermediates in peroxisomes. Deficiency of this enzyme results in the accumulation of branched fatty acids and bile acid intermediates, and may lead to Zellweger syndrome, severe mental retardation, and death in children.

订购热线: 4008-898-798

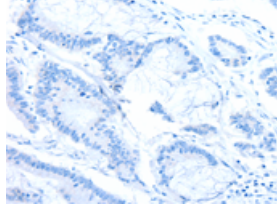
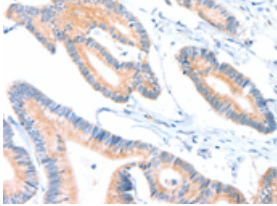
Applications

Immunohistochemistry

Predicted cell location: Cytoplasm

Positive control: Human colon cancer

Recommended dilution: 25-100

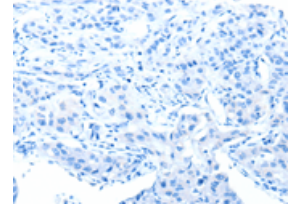
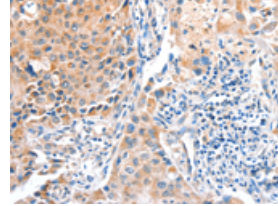


The image on the left is immunohistochemistry of paraffin-embedded Human colon cancer tissue using ml221473(ACOX2 Antibody) at dilution 1/25, on the right is treated with fusion protein. (Original magnification: ×200)

Predicted cell location: Cytoplasm

Positive control: Human lung cancer

Recommended dilution: 25-100



The image on the left is immunohistochemistry of paraffin-embedded Human lung cancer tissue using ml221473(ACOX2 Antibody) at dilution 1/25, on the right is treated with fusion protein. (Original magnification: ×200)

ELISA

Recommended dilution: 2000-5000

联系电话: 4008-898-798, 021-61725725

联系QQ: 2881505695, 2881505696

邮箱: mlbio_cn@yeah.net

网址: www.mlbio.cn