

Anti-AGR3 antibody

Cat. No.	ml221546
Package	25 µl/100 µl/200 µl
Storage	-20°C, pH7.4 PBS, 0.05% NaN ₃ , 40% Glycerol

Product overview

Description	Anti-AGR3 rabbit polyclonal antibody
Applications	ELISA, IHC
Immunogen	Fusion protein of human AGR3
Reactivity	Human, Mouse
Content	0.2 mg/ml
Host species	Rabbit
Ig class	Immunogen-specific rabbit IgG
Purification	Antigen affinity purification

Target information

Symbol	AGR3
Full name	Anterior gradient 3 homolog (Xenopus laevis)
Synonyms	AG3; HAG3; hAG-3; BCMP11; PDIA18
Swissprot	Q8TD06

Target Background

Anterior gradient protein 3 homolog is a protein that in humans is encoded by the AGR3 gene. The deduced 166-amino acid protein has an N-terminal signal sequence. Fluorescence-tagged BCMP11 localized in secretory or endosome-like organelles in transfected breast carcinoma cell lines. Immunohistochemical analysis showed that expression of BCMP11 was restricted in normal tissues, with significant staining of only the epithelial lining of colonic mucosa. However, BCMP11 was detected in 43 of 58 (74%) breast cancer tissues tested, but not in normal breast ductal epithelial cells. In cancerous epithelial cells, BCMP11 localized to the cytoplasm.

订购热线: 4008-898-798

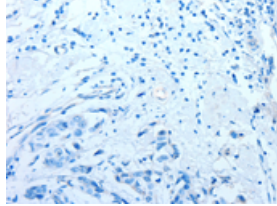
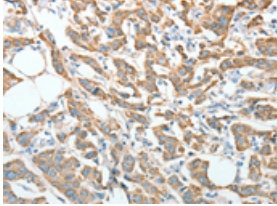
Applications

Immunohistochemistry

Predicted cell location: Cytoplasm

Positive control: Human breast cancer

Recommended dilution: 15-50

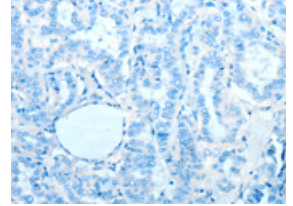
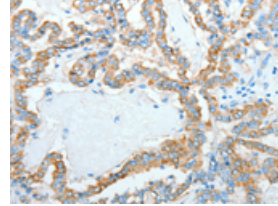


The image on the left is immunohistochemistry of paraffin-embedded Human breast cancer tissue using ml221546(AGR3 Antibody) at dilution 1/10, on the right is treated with fusion protein. (Original magnification: ×200)

Predicted cell location: Cytoplasm

Positive control: Human thyroid cancer

Recommended dilution: 15-50



The image on the left is immunohistochemistry of paraffin-embedded Human thyroid cancer tissue using ml221546(AGR3 Antibody) at dilution 1/10, on the right is treated with fusion protein. (Original magnification: ×200)

ELISA

Recommended dilution: 1000-2000

联系电话: 4008-898-798, 021-61725725

联系QQ: 2881505695, 2881505696

邮箱: mlbio_cn@yeah.net

网址: www.mlbio.cn