

Anti-TSPEAR antibody

Cat. No.	ml221868
Package	25 µl/100 µl/200 µl
Storage	-20°C, pH7.4 PBS, 0.05% NaN ₃ , 40% Glycerol

Product overview

Description	Anti-TSPEAR rabbit polyclonal antibody
Applications	ELISA, IHC
Immunogen	Fusion protein of human TSPEAR
Reactivity	Human
Content	0.3 mg/ml
Host species	Rabbit
Ig class	Immunogen-specific rabbit IgG
Purification	Antigen affinity purification

Target information

Symbol	TSPEAR
Full name	thrombospondin-type laminin G domain and EAR repeats
Synonyms	DFNB98; TSP-EAR; C21orf29
Swissprot	Q8WU66

Target Background

This gene encodes a protein that contains a N-terminal thrombospondin-type laminin G domain and several tandem arranged epilepsy-associated repeats (EARs). A mutation in this gene is the cause of autosomal recessive deafness-98. Alternate splicing results in multiple transcript variants.

订购热线: 4008-898-798

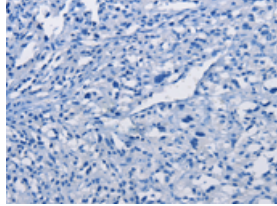

Applications

Immunohistochemistry

Predicted cell location: Cytoplasm

Positive control: Human thyroid cancer

Recommended dilution: 50-200

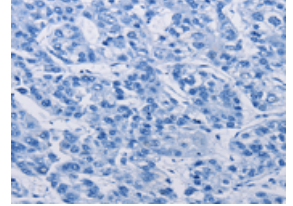
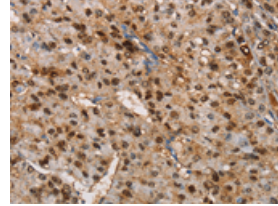


The image on the left is immunohistochemistry of paraffin-embedded Human thyroid cancer tissue using ml221868(TSPEAR Antibody) at dilution 1/50, on the right is treated with fusion protein. (Original magnification: $\times 200$)

Predicted cell location: Cytoplasm

Positive control: Human liver cancer

Recommended dilution: 50-200



The image on the left is immunohistochemistry of paraffin-embedded Human liver cancer tissue using ml221868(TSPEAR Antibody) at dilution 1/50, on the right is treated with fusion protein. (Original magnification: $\times 200$)

ELISA

Recommended dilution: 1000-5000

联系电话: 4008-898-798, 021-61725725

联系QQ: 2881505695, 2881505696

邮箱: mlbio_cn@yeah.net

网址: www.mlbio.cn