

Anti-NT5E antibody

| | |
|-----------------|---|
| Cat. No. | ml221879 |
| Package | 25 µl/100 µl/200 µl |
| Storage | -20°C, pH7.4 PBS, 0.05% NaN ₃ , 40% Glycerol |

Product overview

| | |
|---------------------|--------------------------------------|
| Description | Anti-NT5E rabbit polyclonal antibody |
| Applications | ELISA, IHC |
| Immunogen | Fusion protein of human NT5E |
| Reactivity | Human, Mouse, Rat |
| Content | 0.4 mg/ml |
| Host species | Rabbit |
| Ig class | Immunogen-specific rabbit IgG |
| Purification | Antigen affinity purification |

Target information

| | |
|------------------|--|
| Symbol | NT5E |
| Full name | 5'-nucleotidase, ecto (CD73) |
| Synonyms | NT; eN; NT5; NTE; eNT; CD73; E5NT; CALJA |
| Swissprot | P21589 |

Target Background

The protein encoded by this gene is a plasma membrane protein that catalyzes the conversion of extracellular nucleotides to membrane-permeable nucleosides. The encoded protein is used as a determinant of lymphocyte differentiation. Defects in this gene can lead to the calcification of joints and arteries. Two transcript variants encoding different isoforms have been found for this gene.

订购热线: 4008-898-798

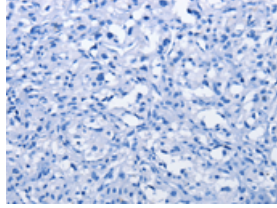
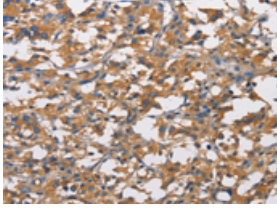
Applications

Immunohistochemistry

Predicted cell location: Cytoplasm

Positive control: Human thyroid cancer

Recommended dilution: 50-200

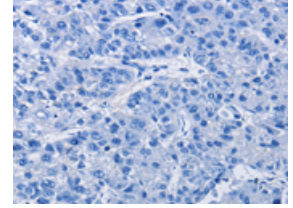
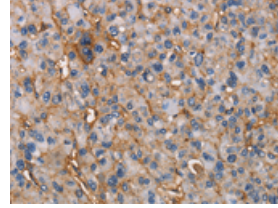


The image on the left is immunohistochemistry of paraffin-embedded Human thyroid cancer tissue using ml221879(NT5E Antibody) at dilution 1/50, on the right is treated with fusion protein. (Original magnification: ×200)

Predicted cell location: Cytoplasm

Positive control: Human liver cancer

Recommended dilution: 50-200



The image on the left is immunohistochemistry of paraffin-embedded Human liver cancer tissue using ml221879(NT5E Antibody) at dilution 1/50, on the right is treated with fusion protein. (Original magnification: ×200)

ELISA

Recommended dilution: 1000-5000

联系电话: 4008-898-798, 021-61725725

联系QQ: 2881505695, 2881505696

邮箱: mlbio_cn@yeah.net

网址: www.mlbio.cn