

Anti-DSTN antibody

Cat. No.	ml222231
Package	25 µl/100 µl/200 µl
Storage	-20°C, pH7.4 PBS, 0.05% NaN ₃ , 40% Glycerol

Product overview

Description	Anti-DSTN rabbit polyclonal antibody
Applications	ELISA, IHC
Immunogen	Fusion protein of human DSTN
Reactivity	Human, Mouse, Rat
Content	0.6 mg/ml
Host species	Rabbit
Ig class	Immunogen-specific rabbit IgG
Purification	Antigen affinity purification

Target information

Symbol	DSTN
Full name	destrin (actin depolymerizing factor)
Synonyms	ADF; ACTDP; HEL32; bA462D18.2
Swissprot	P60981

Target Background

The product of this gene belongs to the actin-binding proteins ADF family. This family of proteins is responsible for enhancing the turnover rate of actin in vivo. This gene encodes the actin depolymerizing protein that severs actin filaments (F-actin) and binds to actin monomers (G-actin). Two transcript variants encoding distinct isoforms have been identified for this gene.

订购热线: 4008-898-798

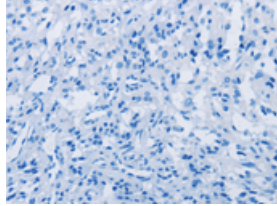
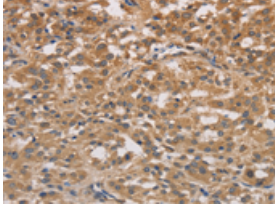
Applications

Immunohistochemistry

Predicted cell location: Cytoplasm

Positive control: Human thyroid cancer

Recommended dilution: 50-200

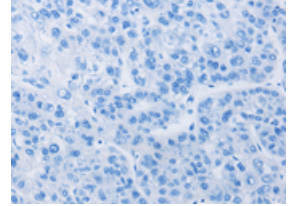
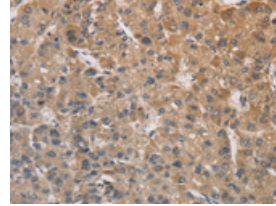


The image on the left is immunohistochemistry of paraffin-embedded Human thyroid cancer tissue using ml222231(DSTN Antibody) at dilution 1/30, on the right is treated with fusion protein. (Original magnification: ×200)

Predicted cell location: Cytoplasm

Positive control: Human liver cancer

Recommended dilution: 50-200



The image on the left is immunohistochemistry of paraffin-embedded Human liver cancer tissue using ml222231(DSTN Antibody) at dilution 1/30, on the right is treated with fusion protein. (Original magnification: ×200)

ELISA

Recommended dilution: 2000-5000

联系电话: 4008-898-798, 021-61725725

联系QQ: 2881505695, 2881505696

邮箱: mlbio_cn@yeah.net

网址: www.mlbio.cn