

## Anti-TSC22D3 antibody

<b>Cat. No.</b>	ml222419
<b>Package</b>	25 µl/100 µl/200 µl
<b>Storage</b>	-20°C, pH7.4 PBS, 0.05% NaN <sub>3</sub> , 40% Glycerol

### Product overview

<b>Description</b>	Anti-TSC22D3 rabbit polyclonal antibody
<b>Applications</b>	ELISA, IHC
<b>Immunogen</b>	Fusion protein of human TSC22D3
<b>Reactivity</b>	Human, Mouse, Rat
<b>Content</b>	0.6 mg/ml
<b>Host species</b>	Rabbit
<b>Ig class</b>	Immunogen-specific rabbit IgG
<b>Purification</b>	Antigen affinity purification

### Target information

<b>Symbol</b>	TSC22D3
<b>Full name</b>	TSC22 domain family, member 3
<b>Synonyms</b>	DIP; GILZ; hDIP; DSIPI; TSC-22R
<b>Swissprot</b>	Q99576

### Target Background

The protein encoded by this gene shares significant sequence identity with the murine TSC-22 and *Drosophila* shs, both of which are leucine zipper proteins, that function as transcriptional regulators. The expression of this gene is stimulated by glucocorticoids and interleukin 10, and it appears to play a key role in the anti-inflammatory and immunosuppressive effects of this steroid and chemokine. Transcript variants encoding different isoforms have been identified for this gene.

订购热线: 4008-898-798

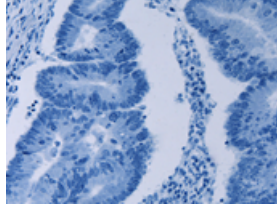
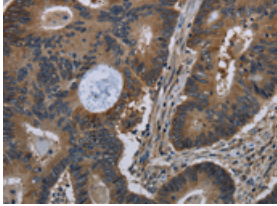
### Applications

#### Immunohistochemistry

Predicted cell location: Cytoplasm

Positive control: Human colon cancer

Recommended dilution: 50-200

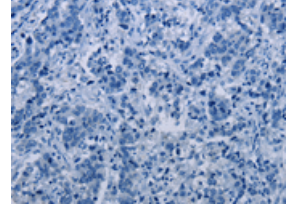
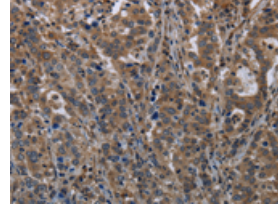


The image on the left is immunohistochemistry of paraffin-embedded Human colon cancer tissue using ml222419(TSC22D3 Antibody) at dilution 1/40, on the right is treated with fusion protein. (Original magnification: ×200)

Predicted cell location: Cytoplasm

Positive control: Human liver cancer

Recommended dilution: 50-200



The image on the left is immunohistochemistry of paraffin-embedded Human liver cancer tissue using ml222419(TSC22D3 Antibody) at dilution 1/40, on the right is treated with fusion protein. (Original magnification: ×200)

#### ELISA

Recommended dilution: 2000-5000

联系电话: 4008-898-798, 021-61725725

联系QQ: 2881505695, 2881505696

邮箱: [mlbio\\_cn@yeah.net](mailto:mlbio_cn@yeah.net)

网址: [www.mlbio.cn](http://www.mlbio.cn)