

Anti-TICAM2 antibody

Cat. No.	ml222525
Package	25 µl/100 µl/200 µl
Storage	-20°C, pH7.4 PBS, 0.05% NaN ₃ , 40% Glycerol

Product overview

Description	Anti-TICAM2 rabbit polyclonal antibody
Applications	ELISA, IHC
Immunogen	Fusion protein of human TICAM2
Reactivity	Human
Content	0.4 mg/ml
Host species	Rabbit
Ig class	Immunogen-specific rabbit IgG
Purification	Antigen affinity purification

Target information

Symbol	TICAM2
Full name	toll-like receptor adaptor molecule 2
Synonyms	TIRP; TRAM; TIRAP3; MyD88-4; TICAM-2
Swissprot	Q86XR7

Target Background

TIRP is a Toll/interleukin-1 receptor (IL1R; MIM 147810) (TIR) domain-containing adaptor protein involved in Toll receptor signaling

订购热线: 4008-898-798

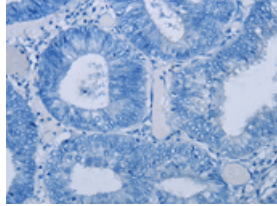
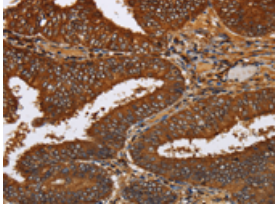
Applications

Immunohistochemistry

Predicted cell location: Cytoplasm

Positive control: Human colon cancer

Recommended dilution: 100-300

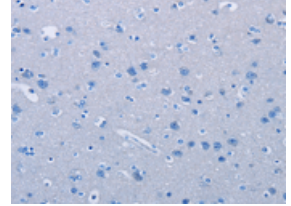
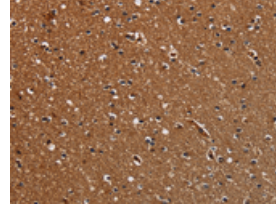


The image on the left is immunohistochemistry of paraffin-embedded Human colon cancer tissue using ml222525(TICAM2 Antibody) at dilution 1/60, on the right is treated with fusion protein. (Original magnification: ×200)

Predicted cell location: Cytoplasm

Positive control: Human brain

Recommended dilution: 100-300



The image on the left is immunohistochemistry of paraffin-embedded Human brain tissue using ml222525(TICAM2 Antibody) at dilution 1/60, on the right is treated with fusion protein. (Original magnification: ×200)

ELISA

Recommended dilution: 2000-10000

联系电话: 4008-898-798, 021-61725725

联系QQ: 2881505695, 2881505696

邮箱: mlbio_cn@yeah.net

网址: www.mlbio.cn