

Anti-RNF185 antibody

Cat. No.	ml223046
Package	25 µl/100 µl/200 µl
Storage	-20°C, pH7.4 PBS, 0.05% NaN ₃ , 40% Glycerol

Product overview

Description	Anti-RNF185 rabbit polyclonal antibody
Applications	ELISA, IHC
Immunogen	Fusion protein of human RNF185
Reactivity	Human, Mouse, Rat
Content	0.5 mg/ml
Host species	Rabbit
Ig class	Immunogen-specific rabbit IgG
Purification	Antigen affinity purification

Target information

Symbol	RNF185
Full name	ring finger protein 185
Synonyms	
Swissprot	Q96GF1

Target Background

RNF185 (ring finger protein 185), also known as FLJ38628, is a 192 amino acid multi-pass membrane protein containing one RING-type zinc finger. Two RNF185 isoforms exist as a result of alternative splicing, and the gene encoding RNF185 maps to human chromosome 22, which houses over 500 genes and is the second smallest human chromosome. Mutations in several of the genes that map to chromosome 22 are involved in the development of Phelan-McDermid syndrome, Neurofibromatosis type 2, autism and schizophrenia.

订购热线: 4008-898-798

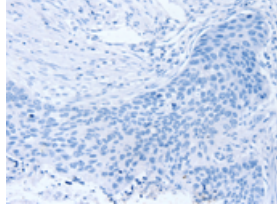
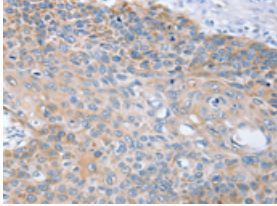
Applications

Immunohistochemistry

Predicted cell location: Cytoplasm

Positive control: Human esophagus cancer

Recommended dilution: 10-50

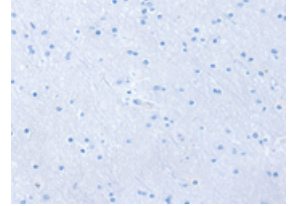
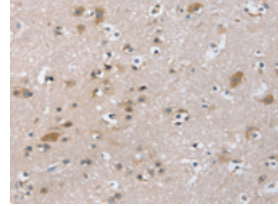


The image on the left is immunohistochemistry of paraffin-embedded Human esophagus cancer tissue using ml223046(RNF185 Antibody) at dilution 1/25, on the right is treated with fusion protein. (Original magnification: ×200)

Predicted cell location: Cytoplasm

Positive control: Human brain

Recommended dilution: 10-50



The image on the left is immunohistochemistry of paraffin-embedded Human brain tissue using ml223046(RNF185 Antibody) at dilution 1/25, on the right is treated with fusion protein. (Original magnification: ×200)

ELISA

Recommended dilution: 1000-2000

联系电话: 4008-898-798, 021-61725725

联系QQ: 2881505695, 2881505696

邮箱: mlbio_cn@yeah.net

网址: www.mlbio.cn