

Anti-TAF12 antibody

Cat. No.	ml223279
Package	25 µl/100 µl/200 µl
Storage	-20°C, pH7.4 PBS, 0.05% NaN ₃ , 40% Glycerol

Product overview

Description	Anti-TAF12 rabbit polyclonal antibody
Applications	ELISA, IHC
Immunogen	Fusion protein of human TAF12
Reactivity	Human, Mouse
Content	0.4 mg/ml
Host species	Rabbit
Ig class	Immunogen-specific rabbit IgG
Purification	Antigen affinity purification

Target information

Symbol	TAF12
Full name	TAF12 RNA polymerase II, TATA box binding protein (TBP)-associated factor, 20kDa
Synonyms	TAF2J; TAFII20
Swissprot	Q16514

Target Background

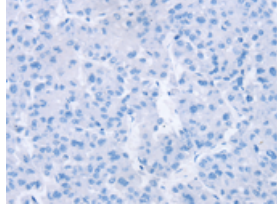
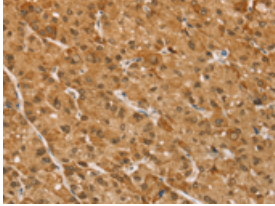
Control of transcription by RNA polymerase II involves the basal transcription machinery which is a collection of proteins. These proteins with RNA polymerase II, assemble into complexes which are modulated by transactivator proteins that bind to cis-regulatory elements located adjacent to the transcription start site. Some modulators interact directly with the basal complex, whereas others may act as bridging proteins linking transactivators to the basal transcription factors. Some of these associated factors are weakly attached while others are tightly associated with TBP in the TFIID complex. Among the latter are the TAF proteins.

订购热线: 4008-898-798

Applications

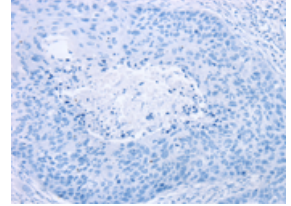
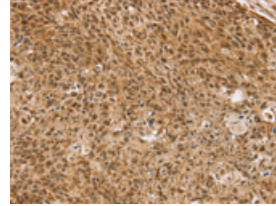
Immunohistochemistry

Predicted cell location: Cytoplasm and Nucleus
Positive control: Human liver cancer
Recommended dilution: 25-100



The image on the left is immunohistochemistry of paraffin-embedded Human liver cancer tissue using ml223279(TAF12 Antibody) at dilution 1/35, on the right is treated with fusion protein. (Original magnification: ×200)

Predicted cell location: Cytoplasm and Nucleus
Positive control: Human esophagus cancer
Recommended dilution: 25-100



The image on the left is immunohistochemistry of paraffin-embedded Human esophagus cancer tissue using ml223279(TAF12 Antibody) at dilution 1/35, on the right is treated with fusion protein. (Original magnification: ×200)

ELISA

Recommended dilution: 2000-5000

联系电话: 4008-898-798, 021-61725725

联系QQ: 2881505695, 2881505696

邮箱: mlbio_cn@yeah.net

网址: www.mlbio.cn