

## Anti-ZSCAN12 antibody

**Cat. No.** ml124047  
**Package** 25 µl/100 µl/200 µl  
**Storage** -20°C, pH7.4 PBS, 0.05% NaN<sub>3</sub>, 40% Glycerol

### Product overview

**Description** Anti-ZSCAN12 rabbit polyclonal antibody  
**Applications** ELISA, IHC  
**Immunogen** Fusion protein of human ZSCAN12  
**Reactivity** Human  
**Content** 0.7 mg/ml  
**Host species** Rabbit  
**Ig class** Immunogen-specific rabbit IgG  
**Purification** Antigen affinity purification

### Target information

**Symbol** ZSCAN12  
**Full name** zinc finger and SCAN domain containing 12  
**Synonyms** ZFP96; ZNF96; ZNF305; ZNF29K1; dJ29K1.2  
**Swissprot** O43309

### Target Background

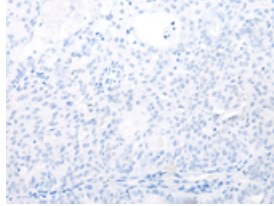
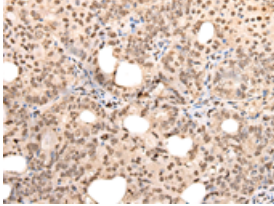
May be involved in transcriptional regulation.

订购热线: 4008-898-798

### Applications

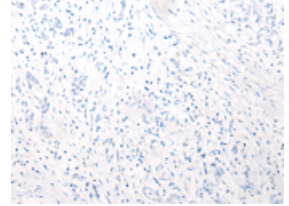
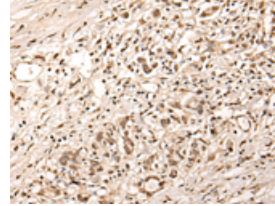
#### Immunohistochemistry

Predicted cell location: Cytoplasm and Nucleus  
Positive control: Human ovarian cancer  
Recommended dilution: 30-150



The image on the left is immunohistochemistry of paraffin-embedded Human ovarian cancer tissue using ml124047(ZSCAN12 Antibody) at dilution 1/40, on the right is treated with fusion protein. (Original magnification: ×200)

Predicted cell location: Cytoplasm and Nucleus  
Positive control: Human gastric cancer  
Recommended dilution: 30-150



The image on the left is immunohistochemistry of paraffin-embedded Human gastric cancer tissue using ml124047(ZSCAN12 Antibody) at dilution 1/40, on the right is treated with fusion protein. (Original magnification: ×200)

#### ELISA

Recommended dilution: 5000-10000

联系电话: 4008-898-798, 021-61725725

联系QQ: 2881505695, 2881505696

邮箱: [mlbio\\_cn@yeah.net](mailto:mlbio_cn@yeah.net)

网址: [www.mlbio.cn](http://www.mlbio.cn)