

Anti-UTY antibody

Cat. No.	ml124197
Package	25 µl/100 µl/200 µl
Storage	-20°C, pH7.4 PBS, 0.05% NaN ₃ , 40% Glycerol

Product overview

Description	Anti-UTY rabbit polyclonal antibody
Applications	ELISA, IHC
Immunogen	Full length fusion protein
Reactivity	Human
Content	0.4 mg/ml
Host species	Rabbit
Ig class	Immunogen-specific rabbit IgG
Purification	Antigen affinity purification

Target information

Symbol	UTY
Full name	ubiquitously transcribed tetratricopeptide repeat containing, Y-linked
Synonyms	UTY1; KDM6AL
Swissprot	O14607

Target Background

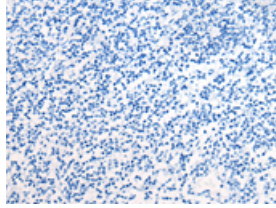
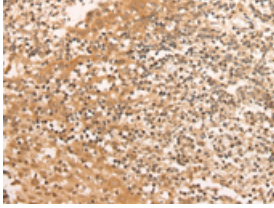
This gene encodes a protein containing tetratricopeptide repeats which are thought to be involved in protein-protein interactions. The encoded protein is also a minor histocompatibility antigen which may induce graft rejection of male stem cell grafts. A large number of alternatively spliced transcripts have been observed for this gene, but the full length nature of some of these variants has not been determined.

订购热线: 4008-898-798

Applications

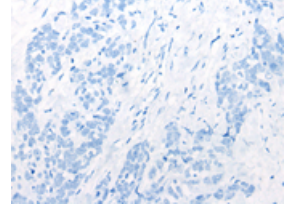
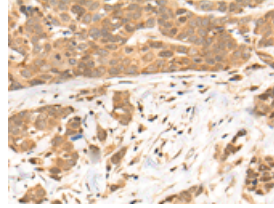
Immunohistochemistry

Predicted cell location: Nucleus
Positive control: Human tonsil
Recommended dilution: 25-100



The image on the left is immunohistochemistry of paraffin-embedded Human tonsil tissue using ml124197(UTY Antibody) at dilution 1/30, on the right is treated with fusion protein. (Original magnification: ×200)

Predicted cell location: Nucleus
Positive control: Human thyroid cancer
Recommended dilution: 25-100



The image on the left is immunohistochemistry of paraffin-embedded Human thyroid cancer tissue using ml124197(UTY Antibody) at dilution 1/30, on the right is treated with fusion protein. (Original magnification: ×200)

ELISA

Recommended dilution: 5000-10000

联系电话: 4008-898-798, 021-61725725

联系QQ: 2881505695, 2881505696

邮箱: mlbio_cn@yeah.net

网址: www.mlbio.cn