

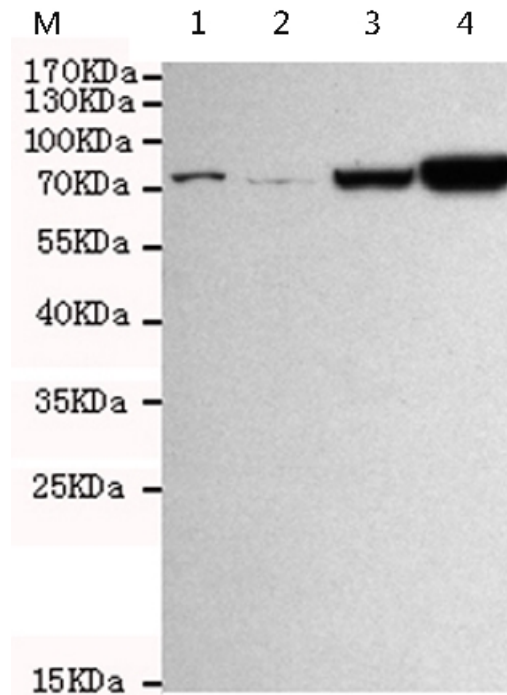
小鼠抗 HSPA5(C-term)单克隆抗体

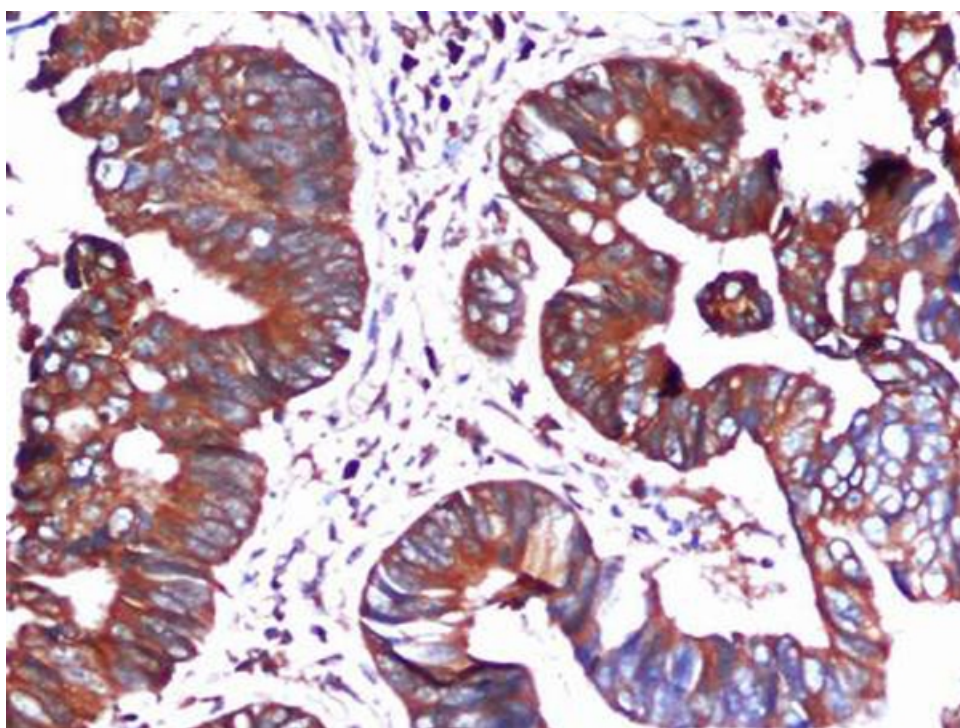
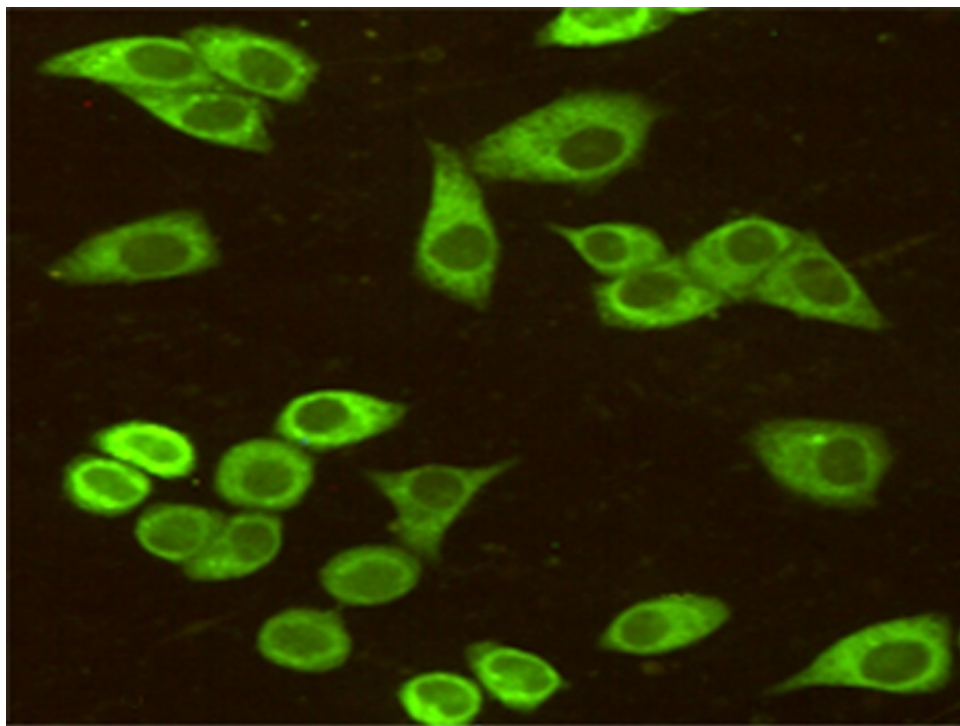
- 中文名称： 小鼠抗 HSPA5(C-term)单克隆抗体
- 英文名称： Anti-HSPA5(C-term) mouse monoclonal antibody
- 别名： heat shock protein family A (Hsp70) member 5; BIP; MIF2; GRP78; HEL-S-89n
- 相关类别： 一抗
- 储存： 冷冻（-20℃）
- 宿主： Mouse
- 抗原： HSPA5(C-term)
- 反应种属： Human, Rat
- 标记物： Unconjugate
- 克隆类型： Mouse Monoclonal

技术规格

Background:	The protein encoded by this gene is a member of the heat shock protein 70 (HSP70) family. It is localized in the lumen of the endoplasmic reticulum (ER), and is involved in the folding and assembly of proteins in the ER. As this protein interacts with many ER proteins, it may play a key role in monitoring protein transport through the cell.
Applications:	WB, IF, IHC
Name of antibody:	HSPA5(C-term)
Immunogen:	Fusion protein of human HSPA5
Full name:	heat shock protein family A (Hsp70) member 5

Synonyms:	BIP; MIF2; GRP78; HEL-S-89n
SwissProt:	P11021
IHC positive control:	Human colorectal cancer
IHC Recommend dilution:	50-100
WB Predicted band size:	72 kDa
WB Positive control:	Lncap, C6, MDA-MB-468 and Hela cell lysates
WB Recommended dilution:	1000-5000
IF positive control:	Hela cells
IF Recommend dilution:	10-50





mlbio 梅联生物
Good elisakit producers